



Himawari-8 Imaging Schedule 1/2

7 July 2015




Himawari-8 Imaging Schedule 2/2


7 July 2015




Legend

 Observation full-disk

 Observation Region 1
(Northeast JAPAN area)

 Observation Region 2
(Southwest JAPAN area)

 Observation Region 3
(Target area)

Observation bands of Himawari-8/9

Bands		Wave length μm	note
Visible	Band 1	0.47	
	Band 2	0.51	
	Band 3	0.64	
Near infrared	Band 4	0.86	
	Band 5	1.6	
	Band 6	2.3	
Infrared	Band 7	3.9	
	Band 8	6.2	
	Band 9	6.9	
	Band 10	7.3	
	Band 11	8.6	
	Band 12	9.6	
	Band 13	10.4	
	Band 14	11.2	
	Band 15	12.4	
	Band 16	13.3	