

鹿 児 島 県 気 象 月 報

令和 8 年 (2026 年) 4 月

鹿 児 島 地 方 気 象 台

4 月 の 気 象 概 況

高気圧に覆われて晴れた日もあったが、低気圧や前線、湿った空気の影響で曇りや雨の日が多く、4日は日降水量100mmを超える大雨となった所があった。

平均気温は、喜入で高かったほかはかなり高かった。（平年差 +1.2℃～+2.0℃）

降水量は、名瀬で少なく、尾之間、笠利、喜界島、与論島で平年並だったほかは多く、中之島、天城、沖永良部ではかなり多かった。（平年比 75%～201%）

日照時間は、薩摩、大隅、種子島・屋久島地方では、少ないかかなり少なかった。奄美地方では、中之島で少なかったほかは平年並だった。（平年比 66%～101%）

4月の平均気温、降水量、日照時間の平年との比較

| | 鹿児島 | 種子島 | 名瀬 |
|-------|-------|-------|-------|
| 月平均気温 | かなり高い | かなり高い | かなり高い |
| 月降水量 | 多い | 多い | 少ない |
| 月日照時間 | 少ない | 少ない | 平年並 |

4月の生物季節観測（鹿児島地方気象台観測）

| 種 類 | 現 象 | 本 年 | 平 年 | 平 年 差 | 昨 年 | 昨 年 差 |
|--------|-----|------|------|-------|------|-------|
| そめいよしの | 満開 | 4月5日 | 4月5日 | ±0 | 4月7日 | -2 |

平年差、昨年差の記号「-」は早い、「+」は遅いことを示す。（例）-2は2日早い

極値更新表は最後のページに記載

気 象 概 況 4 月 上 旬

気圧の谷や前線、湿った空気の影響で曇りや雨の日が多く、4日は日降水量100mmを超える大雨となった所があった。

| 日 | 天気概況(鹿児島) | 昼間の天気(鹿児島) | 天気概況(名瀬) | 昼間の天気(名瀬) |
|-----|--------------------------------|------------|--------------------------------|-----------|
| 1日 | 低気圧や前線の影響を受けた | 雨 | 低気圧や前線の影響を受けた | 雨時々曇、雷を伴う |
| 2日 | 高気圧に覆われた | 晴一時曇 | 高気圧に覆われたが、湿った空気の影響を受けた | 曇時々雨一時晴 |
| 3日 | 気圧の谷や湿った空気の影響を受けた | 曇一時晴後一時雨 | 気圧の谷や湿った空気の影響を受けた | 曇 |
| 4日 | 前線や湿った空気の影響を受けた | 雨後時々曇 | 前線や湿った空気の影響を受けた | 大雨後時々曇 |
| 5日 | 気圧の谷の影響を受けたが、次第に高気圧に覆われた | 曇一時雨後晴 | 気圧の谷や湿った空気の影響を受けたが、次第に高気圧に覆われた | 曇一時雨 |
| 6日 | 高気圧に覆われたが、次第に気圧の谷や湿った空気の影響を受けた | 曇後一時晴 | 前線や湿った空気の影響を受けた | 曇時々晴後雨 |
| 7日 | 低気圧や前線の影響を受けたが、次第に高気圧に覆われた | 曇一時雨後晴 | 低気圧や湿った空気の影響を受けた | 雨時々曇 |
| 8日 | 高気圧に覆われた | 晴 | 高気圧に覆われた | 晴 |
| 9日 | 気圧の谷や湿った空気の影響を受けた | 曇後時々雨、雷を伴う | 高気圧に覆われたが、気圧の谷や湿った空気の影響を受けた | 晴一時曇後雨 |
| 10日 | 前線や湿った空気の影響を受けた | 大雨時々曇、雷を伴う | 前線や湿った空気の影響を受けた | 曇一時雨後晴 |

気 象 概 況 4 月 中 旬

高気圧に覆われて晴れた日もあったが、低気圧や前線、湿った空気の影響で曇りや雨の日が多かった。

| 日 | 天気概況(鹿児島) | 昼間の天気(鹿児島) | 天気概況(名瀬) | 昼間の天気(名瀬) |
|-----|--------------------------------|------------|-----------------------------|-----------|
| 11日 | 高気圧に覆われたが、気圧の谷の影響を受けた | 晴一時雨後曇 | 前線や湿った空気の影響を受けた | 曇後一時晴 |
| 12日 | 気圧の谷や湿った空気の影響を受けた | 曇後時々雨 | 気圧の谷や湿った空気の影響を受けた | 曇時々晴一時雨 |
| 13日 | 気圧の谷や前線の影響を受けた | 曇時々雨 | 気圧の谷や前線の影響を受けた | 曇時々晴一時雨 |
| 14日 | 低気圧や前線の影響を受けた | 雨一時曇 | 前線や湿った空気の影響を受けた | 晴時々曇一時雨 |
| 15日 | 低気圧や前線の影響を受けたが、次第に高気圧に覆われた | 雨後曇時々晴 | 前線や湿った空気の影響を受けた | 曇時々雨 |
| 16日 | 高気圧に覆われた | 晴 | 高気圧に覆われたが、湿った空気の影響を受けた | 曇後晴一時雨 |
| 17日 | 高気圧に覆われたが、次第に気圧の谷や湿った空気の影響を受けた | 曇時々晴 | 気圧の谷や湿った空気の影響を受けた | 曇時々晴一時雨 |
| 18日 | 気圧の谷や湿った空気の影響を受けた | 曇後時々雨 | 気圧の谷や湿った空気の影響を受けた | 雨時々曇 |
| 19日 | 低気圧や湿った空気の影響を受けた | 雨時々曇 | 気圧の谷や湿った空気の影響を受けた | 曇時々晴後雨 |
| 20日 | 高気圧に覆われたが、気圧の谷や湿った空気の影響を受けた | 晴時々曇 | 高気圧に覆われたが、気圧の谷や湿った空気の影響を受けた | 曇一時雨後晴 |

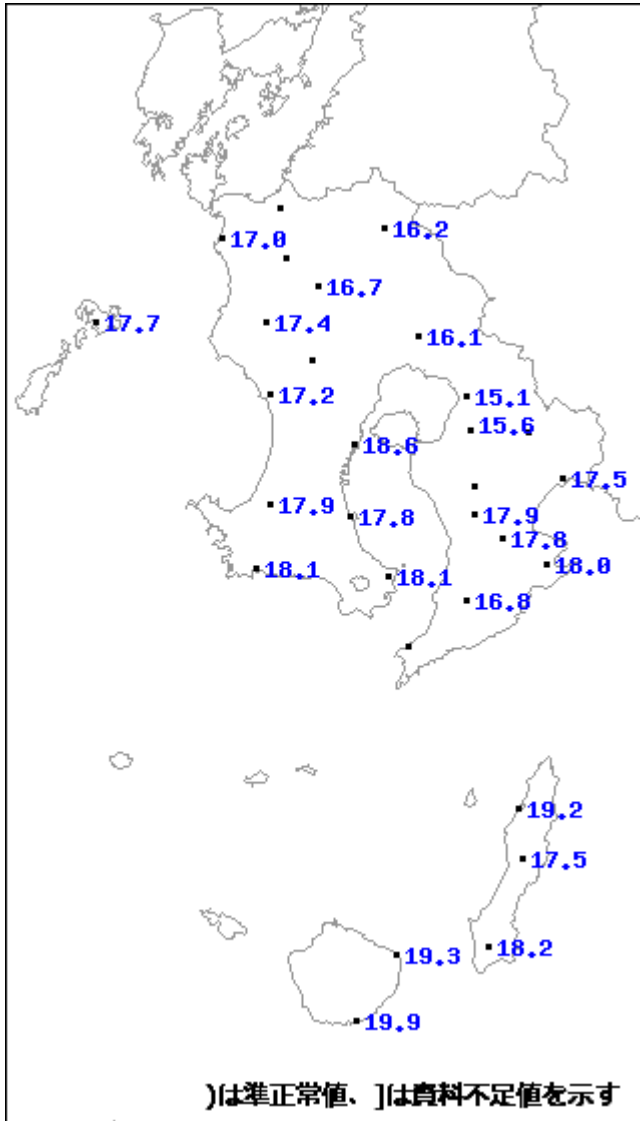
気 象 概 況 4 月 下 旬

高気圧に覆われて晴れた日もあったが、低気圧や前線、湿った空気の影響で曇りや雨の日が多かった。

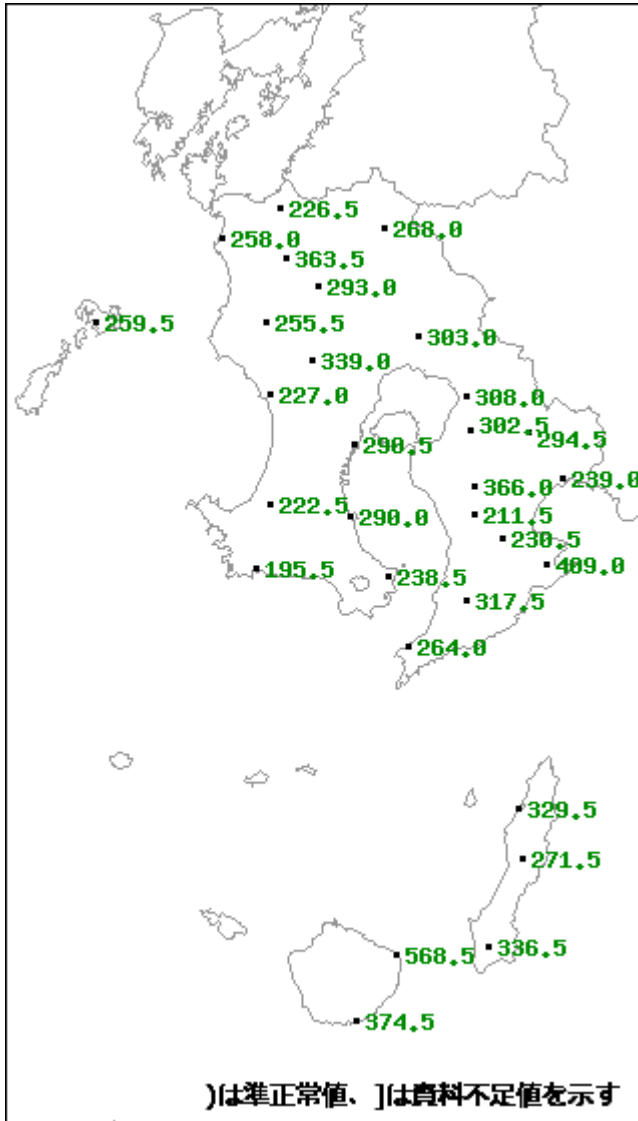
| 日 | 天気概況(鹿児島) | 昼間の天気(鹿児島) | 天気概況(名瀬) | 昼間の天気(名瀬) |
|------|--------------------------------|------------|--------------------------------|-----------|
| 21 日 | 高気圧に覆われたが、気圧の谷や湿った空気の影響を受けた | 晴時々曇 | 高気圧に覆われたが、気圧の谷や湿った空気の影響を受けた | 曇一時雨 |
| 22 日 | 前線や湿った空気の影響を受けた | 曇時々晴後雨 | 気圧の谷や湿った空気の影響を受けた | 曇時々晴一時雨 |
| 23 日 | 低気圧や前線の影響を受けた | 雨時々曇 | 前線や湿った空気の影響を受けた | 雨時々曇 |
| 24 日 | 気圧の谷や湿った空気の影響を受けた | 曇時々雨 | 気圧の谷や湿った空気の影響を受けた | 雨時々曇 |
| 25 日 | 気圧の谷や湿った空気の影響を受けた | 曇時々雨一時晴 | 気圧の谷や湿った空気の影響を受けた | 曇 |
| 26 日 | 低気圧や湿った空気の影響を受けたが、次第に高気圧に覆われた | 曇時々雨、雷を伴う | 気圧の谷や湿った空気の影響を受けた | 雨後曇一時晴 |
| 27 日 | 高気圧に覆われた | 晴後一時曇 | 高気圧に覆われた | 晴後一時曇 |
| 28 日 | 高気圧に覆われたが、次第に湿った空気の影響を受けた | 晴後一時曇 | 高気圧に覆われた | 晴一時曇 |
| 29 日 | 高気圧に覆われたが、次第に気圧の谷や湿った空気の影響を受けた | 曇時々晴 | 高気圧に覆われたが、次第に気圧の谷や湿った空気の影響を受けた | 晴後時々曇 |
| 30 日 | 低気圧や前線の影響を受けた | 雨 | 低気圧や前線の影響を受けた | 雨時々曇 |

気象分布図 2026年4月

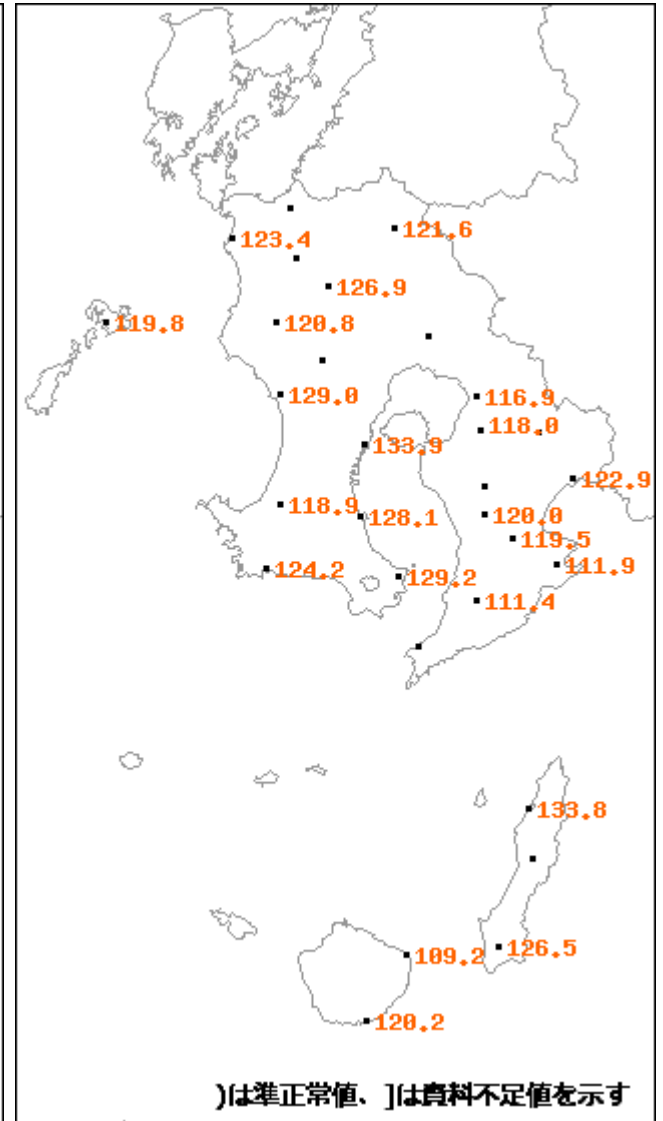
気温(°C)



降水量(mm)

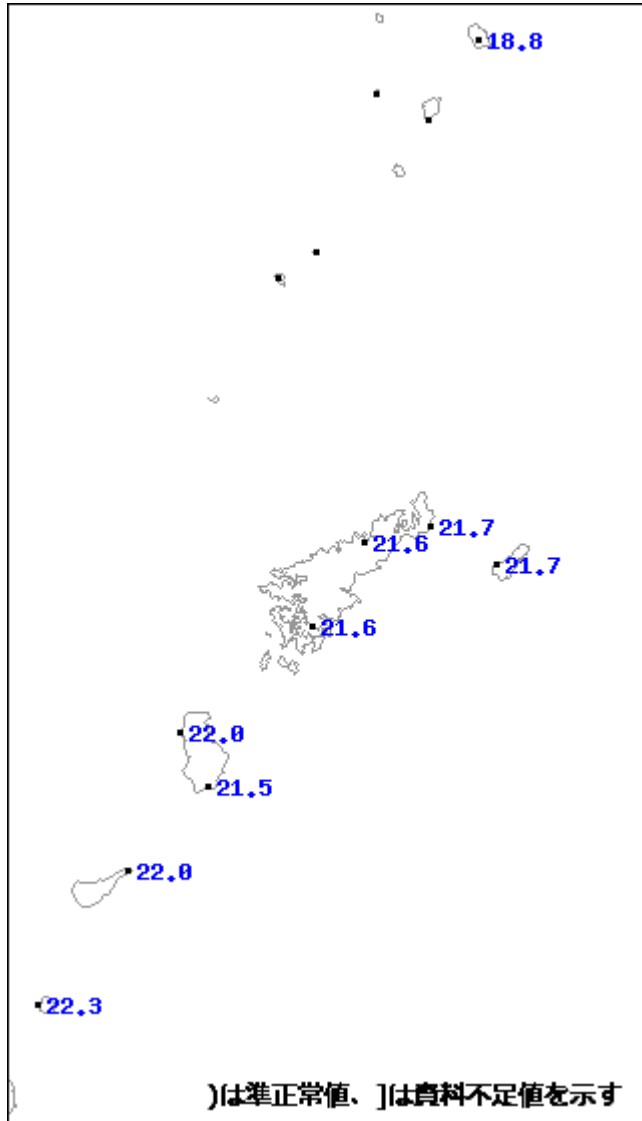


日照時間(hour)




気象分布図 2026年4月

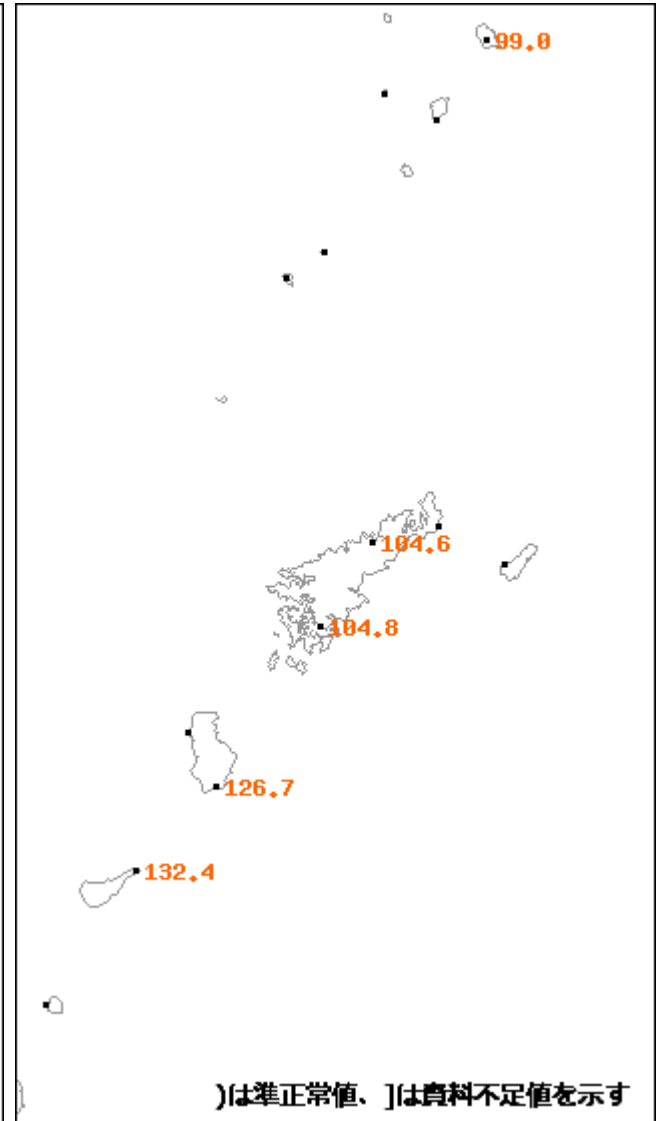
気温(°C)



降水量(mm)

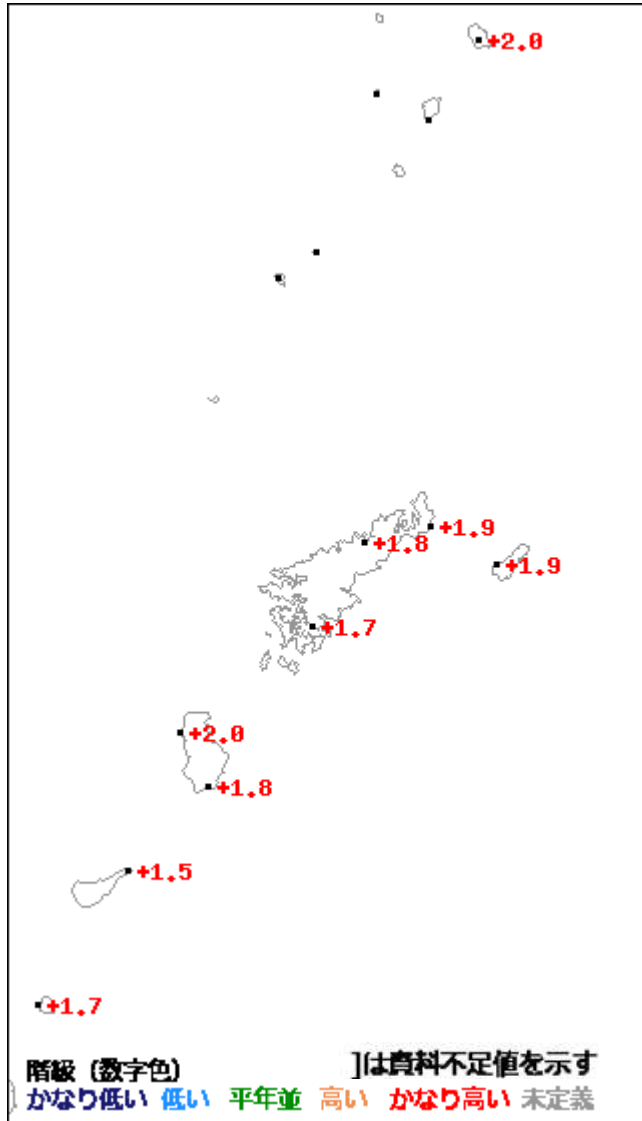


日照時間(hour)

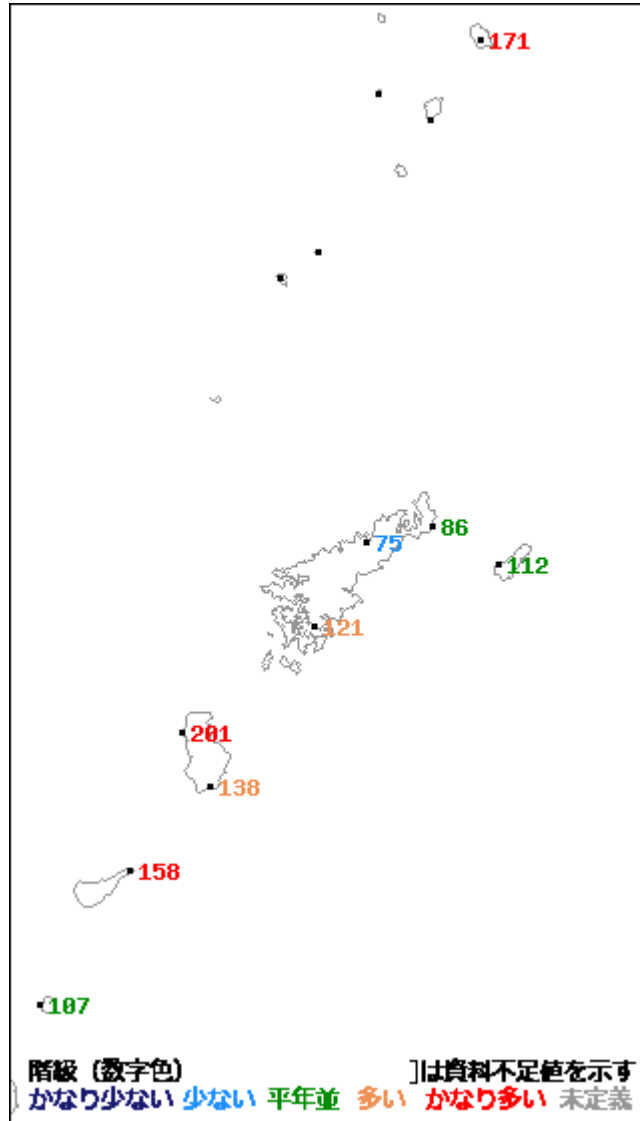


気象分布図 2026年4月

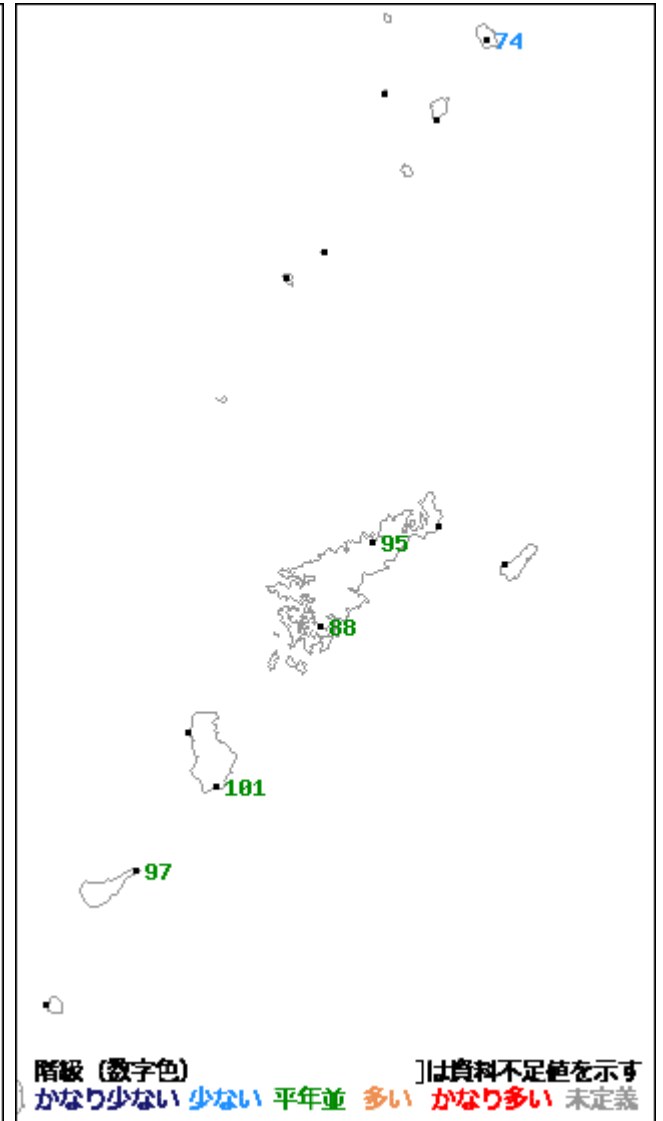
気温平年差(°C)



降水量平年比(%)

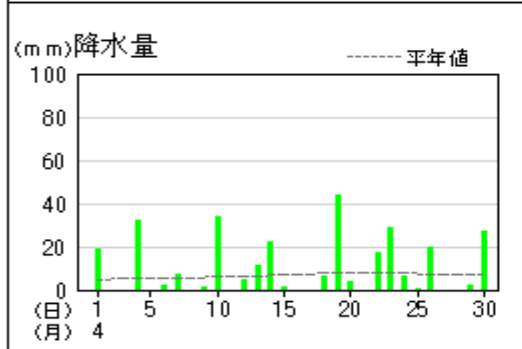
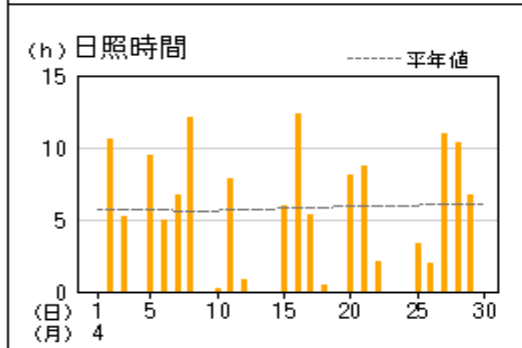
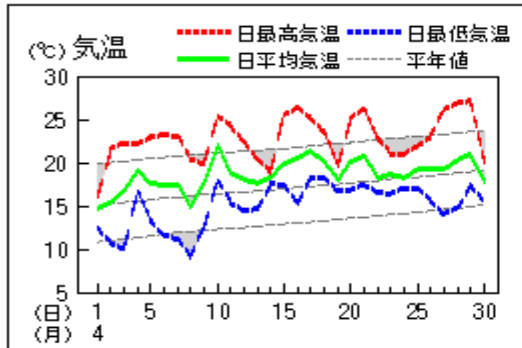


日照時間平年比(%)

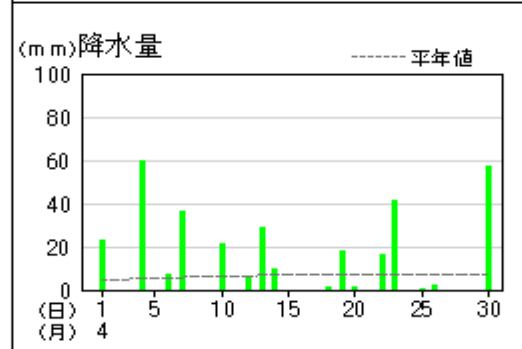
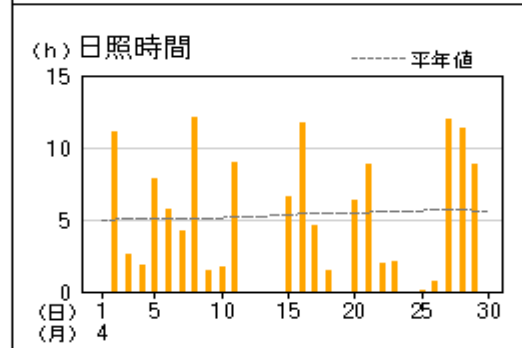
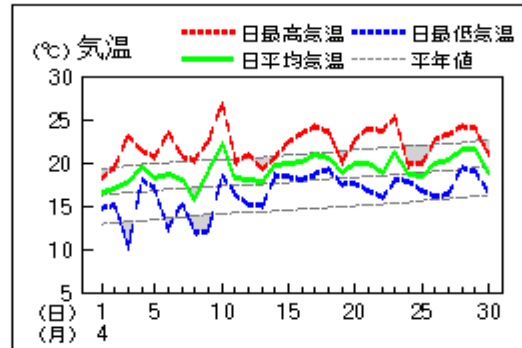


地上気象 気象経過図：2026年04月01日-2026年04月30日

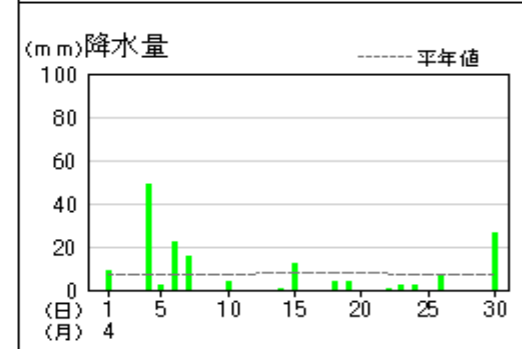
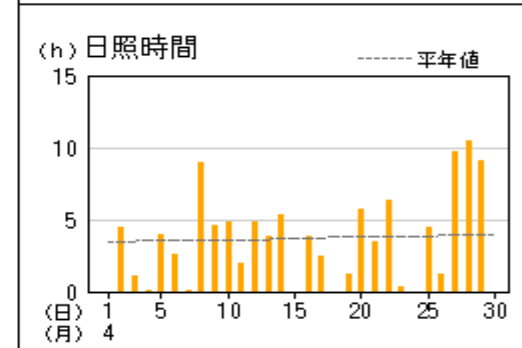
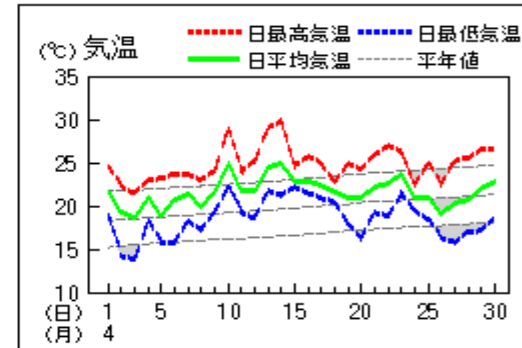
鹿児島



種子島



名瀬



気 象 月 表

地点番号 47823 地点名 阿久根 (鹿児島県)

気象官署名 鹿児島地方気象台 2026年4月

| 日付 | 平均気圧 | | 気 温 | | | 平均蒸気圧 hPa | 相対湿度 | | 平均雲量 10分比 | 日照時間 h | 全天日射量 MJ/m ² | 降 水 量 | | | 最深積雪 cm | 降雪深さ 合計 cm | 風 速 | | | | | 天 気 概 況 | | 大気現象 | 日付 | | |
|----|-----------|-----------|-----------|---------|---------|--------------|---------|------------|--------------|-----------|----------------------------|-------|------|-----|------------|------------------|------|-----|--------------|------|------------------|---------|------------------|---------|--------|-----|-----|
| | 現地 hPa | 海面 hPa | 平均 ℃ | 最高 ℃ | 最低 ℃ | | 平均 % | 最小 % | | | | 最大 | | | | | 最大瞬間 | | 最大瞬間 | | 昼 06:00~18:00 | | 夜 18:00~06:00 | | | | |
| | mm | 1時間 mm | 10分 mm | m/s | m/s | 風向 16方位 | m/s | 風向 16方位 | 天気概況 | | 天気概況 | | | | | | | | | | | | | | | | |
| 1 | 1005.6 | 1010.6 | 12.7 | 13.9 | 11.7 | 14.2 | 96 | 84 | | 0.0 | | 11.5 | 1.5 | 0.5 | | | 3.0 | 4.7 | ENE | 8.1 | NE | | | ● | 1 | | |
| 2 | 1011.0 | 1016.0 | 14.5 | 18.8 | 10.6 | 11.9 | 73 | 51 | | 10.2 | | 0.0 | 0.0 | 0.0 | | | 3.3 | 6.3 | NW | 10.1 | WNW | | | ● | 2 | | |
| 3 | 1011.3 | 1016.2 | 16.3 | 22.2 | 9.7 | 12.7 | 69 | 45 | | 5.2 | | 0.0 | 0.0 | 0.0 | | | 2.4 | 4.4 | S | 9.2 | SSE | | | ● | 3 | | |
| 4 | 999.5 | 1004.4 | 17.6 | 19.6 | 16.0 | 17.6 | 87 | 68 | | 0.0 | | 19.5 | 9.0 | 2.5 | | | 4.3 | 6.7 | S | 17.7 | SSE | | | ● = | 4 | | |
| 5 | 1006.5 | 1011.5 | 16.2 | 20.4 | 11.8 | 13.8 | 75 | 58 | | 9.3 | | 0.0 | 0.0 | 0.0 | | | 2.8 | 5.2 | W | 8.0 | W | | | ● | 5 | | |
| 6 | 1007.7 | 1012.7 | 17.8 | 24.1 | 10.1 | 13.3 | 68 | 29 | | 3.6 | | 1.0 | 1.0 | 0.5 | | | 2.3 | 4.2 | SSW | 8.6 | SW | | | ● ∞ | 6 | | |
| 7 | 1006.5 | 1011.5 | 15.3 | 19.4 | 10.2 | 11.6 | 66 | 37 | | 8.8 | | 6.0 | 2.0 | 1.0 | | | 4.1 | 7.2 | NE | 13.0 | ENE | | | ● | 7 | | |
| 8 | 1014.6 | 1019.7 | 13.0 | 19.2 | 7.3 | 8.7 | 58 | 33 | | 11.6 | | - | - | - | | | 2.9 | 4.6 | NNE | 7.9 | NNE | | | ● ∞ | 8 | | |
| 9 | 1008.1 | 1013.1 | 17.2 | 20.8 | 10.8 | 14.6 | 73 | 57 | | 0.4 | | 4.5 | 3.0 | 1.0 | | | 3.0 | 7.6 | S | 17.1 | S | | | ● | 9 | | |
| 10 | 1001.7 | 1006.6 | 19.4 | 21.6 | 16.6 | 21.8 | 96 | 84 | | 0.0 | | 27.0 | 17.0 | 9.0 | | | 4.0 | 8.7 | S | 16.4 | SW | | | ● = | 10 | | |
| 11 | 1007.4 | 1012.4 | 16.6 | 21.1 | 14.2 | 15.0 | 80 | 53 | | 7.3 | | - | - | - | | | 2.6 | 5.2 | NE | 8.0 | NE | | | ● | 11 | | |
| 12 | 1009.8 | 1014.7 | 17.3 | 23.9 | 14.3 | 14.9 | 77 | 38 | | 3.4 | | 0.5 | 0.5 | 0.5 | | | 2.5 | 4.3 | WSW | 7.2 | SW | | | ● | 12 | | |
| 13 | 1008.3 | 1013.2 | 16.5 | 19.6 | 14.0 | 17.7 | 94 | 82 | | 0.0 | | 9.0 | 2.5 | 1.0 | | | 2.3 | 4.9 | ENE | 8.4 | ENE | | | ● | 13 | | |
| 14 | 1005.9 | 1010.9 | 17.5 | 18.5 | 16.7 | 19.8 | 99 | 92 | | 0.0 | | 27.0 | 11.5 | 3.0 | | | 1.5 | 3.2 | ENE | 5.0 | ENE | | | ● = | 14 | | |
| 15 | 1004.2 | 1009.1 | 18.0 | 20.5 | 16.1 | 19.4 | 94 | 86 | | 1.7 | | 2.5 | 1.0 | 0.5 | | | 2.6 | 4.9 | NE | 8.4 | NE | | | ● = | 15 | | |
| 16 | 1009.0 | 1013.9 | 18.8 | 25.2 | 14.3 | 15.5 | 74 | 43 | | 12.2 | | - | - | - | | | 3.9 | 7.1 | NE | 12.0 | NNE | | | ● | 16 | | |
| 17 | 1010.0 | 1014.9 | 20.2 | 26.3 | 14.3 | 14.8 | 63 | 40 | | 3.0 | | - | - | - | | | 2.2 | 4.5 | SE | 11.8 | ESE | | | ● | 17 | | |
| 18 | 1008.7 | 1013.7 | 18.9 | 22.9 | 16.2 | 18.1 | 84 | 58 | | 0.4 | | 20.5 | 9.5 | 3.0 | | | 1.8 | 4.6 | NE | 8.3 | ESE | | | ● | 18 | | |
| 19 | 1007.2 | 1012.2 | 16.7 | 19.9 | 15.9 | 18.3 | 96 | 76 | | 0.1 | | 33.5 | 5.5 | 1.5 | | | 1.8 | 3.9 | ENE | 7.2 | E | | | ● | 19 | | |
| 20 | 1006.9 | 1011.8 | 18.5 | 23.0 | 15.2 | 19.3 | 91 | 74 | | 8.5 | | 5.0 | 4.0 | 1.0 | | | 2.1 | 4.0 | ENE | 6.0 | ENE | | | ● = | 20 | | |
| 21 | 1010.7 | 1015.7 | 18.8 | 24.1 | 15.5 | 13.0 | 62 | 25 | | 9.5 | | 0.0 | 0.0 | 0.0 | | | 3.4 | 7.2 | NE | 11.7 | NNE | | | ● | 21 | | |
| 22 | 1007.4 | 1012.4 | 17.0 | 22.6 | 12.5 | 15.8 | 82 | 58 | | 0.5 | | 14.5 | 3.0 | 1.0 | | | 2.1 | 3.8 | NE | 5.8 | NE | | | ● | 22 | | |
| 23 | 998.6 | 1003.5 | 17.4 | 21.9 | 15.2 | 19.2 | 96 | 90 | | 0.0 | | 9.5 | 3.5 | 1.0 | | | 2.9 | 5.9 | NE | 11.0 | ENE | | | ● | 23 | | |
| 24 | 1005.8 | 1010.8 | 15.1 | 16.3 | 13.8 | 16.5 | 96 | 90 | | 0.0 | | 2.5 | 1.0 | 0.5 | | | 3.9 | 5.4 | ENE | 10.2 | NE | | | ● = | 24 | | |
| 25 | 1011.3 | 1016.3 | 17.4 | 22.3 | 13.7 | 17.2 | 87 | 66 | | 2.5 | | 0.0 | 0.0 | 0.0 | | | 2.2 | 4.4 | ENE | 7.5 | ENE | | | ● | 25 | | |
| 26 | 1007.1 | 1012.1 | 16.3 | 19.8 | 13.3 | 17.7 | 96 | 81 | | 1.2 | | 37.0 | 23.0 | 9.0 | | | 2.5 | 8.0 | ENE | 13.6 | ENE | | | ● | 26 | | |
| 27 | 1008.3 | 1013.2 | 17.3 | 21.9 | 12.7 | 17.7 | 90 | 73 | | 9.6 | | - | - | - | | | 2.5 | 4.5 | WNW | 6.7 | WNW | | | ● = | 27 | | |
| 28 | 1009.8 | 1014.8 | 18.8 | 23.1 | 14.1 | 18.0 | 84 | 63 | | 8.9 | | 0.0 | 0.0 | 0.0 | | | 1.9 | 3.2 | NW | 6.1 | WSW | | | ● = | 28 | | |
| 29 | 1011.1 | 1016.1 | 17.7 | 21.6 | 14.9 | 16.4 | 82 | 60 | | 5.5 | | 1.0 | 0.5 | 0.5 | | | 2.7 | 4.2 | ENE | 6.8 | ENE | | | ● = | 29 | | |
| 30 | 1006.4 | 1011.4 | 15.8 | 17.9 | 13.8 | 17.7 | 99 | 92 | | 0.0 | | 26.0 | 4.5 | 1.5 | | | 3.1 | 5.4 | NE | 9.7 | NNE | | | ● = | 30 | | |
| 上旬 | 1007.3 | 1012.2 | 16.0 | 20.0 | 11.5 | 14.0 | 76 | | | 49.1 | | 69.5 | | | | | 3.2 | 3.5 | 2.1 | 2.5 | 6.1 | 19.3 | 月最大24時間降水量 | | 最低海面気圧 | | |
| 中旬 | 1007.7 | 1012.7 | 17.9 | 22.1 | 15.1 | 17.0 | 84 | | | 36.6 | | 98.0 | | | | | 2.3 | 6.4 | (北) | | 18.3 | 期間 | | hPa | 起日 | | |
| 下旬 | 1007.7 | 1012.6 | 17.2 | 21.2 | 14.0 | 16.9 | 87 | | | 37.7 | | 90.5 | | | | | 2.7 | 5.1 | (西)風向別頻度%(東) | | 7.2 | 18日13時 | | 998.6 | 4 | | |
| 月 | 1007.5 | 1012.5 | 17.0 | 21.1 | 13.5 | 16.0 | 83 | | | 123.4 | | 258.0 | | | | | 2.8 | 4.4 | (南) (0.4) | | 5.8 | 起日 | 19 | ~19日11時 | | | |
| 平年 | 1010.1 | 1015.1 | 15.7 | 19.8 | 11.7 | 13.1 | 72 | | | 6.7@ | 180.4 | 161.8 | | | | | -@ | 3.2 | 1.9 | 3.8 | 4.0 | 3.9 | 5.1 | 日照時間 | h | 日照率 | 32% |

| 階級別 | 気 温 °C | | | | | | | 日降水量 mm | | | | | 日最深積雪 cm | | | | | 日最大風速 m/s | | | 日平均雲量 | | 日数 | 不照 | 大気現象 | | | 現象 | 平年 | |
|-----|--------|------|------|-------|-------|-------|-------|---------|------|------|------|-----|----------|----|------|------|------|-----------|-----|-----|-------|------|-------|----|------|-----|-----|----|------|-----|
| | 最高<0 | 平均<0 | 最低<0 | 最高≥25 | 平均≥25 | 最低≥25 | 最高≥30 | 最高≥35 | ≥0.0 | ≥0.5 | ≥1.0 | ≥10 | ≥30 | ≥0 | ≥10 | ≥20 | ≥50 | ≥100 | ≥10 | ≥15 | ≥30 | <1.5 | | | ≥8.5 | 雪 | 霧 | | | 雷 |
| 日数 | 0 | 0 | 0 | 2 | 0 | 0 | 0 | 0 | 25 | 19 | 18 | 9 | 2 | | | | | | | 0 | 0 | 0 | | | | 8 | 0 | 0 | 霜 | 1/1 |
| 平年 | 0.0 | 0.0 | 0.0 | 1.1 | 0.0 | 0.0 | 0.0 | 0.0 | 15.8 | 11.2 | 9.8 | 5.0 | 1.6 | | 0.0@ | 0.0@ | 0.0@ | 0.0@ | 0.8 | 0.0 | 0.0 | 4.6@ | 14.4@ | | 4.8 | 0.0 | 1.0 | 雪 | 2/21 | |

気 象 月 表

地点番号 47827 地点名 鹿兒島 (鹿兒島県)

気象官署名 鹿兒島地方気象台

2026 年 4 月

| 日付 | 平均気圧 | | 気 温 | | | 平均蒸気圧 hPa | 相対湿度 | | 平均雲量 10分比 | 日照時間 h | 全日 日射量 MJ/m ² | 降 水 量 | | | 最深積雪 cm | 降雪 深さ 合計 cm | 風 速 | | | | | 天 気 概 況 | | 大気現象 | 日付 | |
|----|-----------|-----------|---------|---------|---------|--------------|---------|---------|--------------|-----------|--------------------------------|-----------|------------|-----------|------------|----------------------|------|------|--------------|------|------------------|------------------|------------|--------|-----------|--|
| | 現地 hPa | 海面 hPa | 平均 ℃ | 最高 ℃ | 最低 ℃ | | 平均 % | 最小 % | | | | 最大 | | | | | 最大瞬間 | | 最大瞬間 | | 昼 06:00~18:00 | 夜 18:00~06:00 | | | | |
| | | | | | | mm | | | 1時間 mm | 10分 mm | 平均 m/s | 最大 m/s | 風向 16方位 | 平均 m/s | 最大 m/s | 風向 16方位 | 昼 | 夜 | | | | | | | | |
| 1 | 1006.1 | 1009.9 | 14.6 | 16.2 | 12.3 | 15.4 | 93 | 85 | | 0.0 | 3.16 | 19.0 | 3.0 | 1.0 | - | - | 2.4 | 5.0 | NNW | 7.8 | NNW | 雨 | 晴一時雨 | ● | 1 | |
| 2 | 1011.7 | 1015.5 | 15.4 | 21.5 | 10.7 | 10.8 | 64 | 26 | | 10.6 | 22.28 | - | - | - | - | - | 3.9 | 8.9 | NW | 15.6 | NW | 晴一時曇 | 曇時々晴 | | 2 | |
| 3 | 1013.0 | 1016.8 | 16.7 | 22.2 | 10.1 | 13.1 | 69 | 51 | | 5.2 | 17.72 | 0.0 | 0.0 | 0.0 | - | - | 2.9 | 7.0 | SE | 10.9 | SE | 曇一時晴後一時雨 | 雨時々曇 | ● | 3 | |
| 4 | 1001.7 | 1005.4 | 19.0 | 22.1 | 16.6 | 18.2 | 82 | 68 | | 0.0 | 4.08 | 32.0 | 15.5 | 7.5 | - | - | 6.0 | 14.5 | SSE | 20.1 | SSE | 雨後時々曇 | 曇時々雨 | ● | 4 | |
| 5 | 1007.6 | 1011.3 | 17.6 | 23.0 | 13.2 | 13.8 | 70 | 42 | | 9.5 | 23.38 | 0.0 | 0.0 | 0.0 | - | - | 3.0 | 6.7 | WNW | 10.2 | W | 曇一時雨後晴 | 晴 | ● | 5 | |
| 6 | 1009.5 | 1013.3 | 17.5 | 23.2 | 11.6 | 14.1 | 72 | 39 | | 4.9 | 16.35 | 2.0 | 1.5 | 0.5 | - | - | 2.5 | 6.1 | SSE | 8.5 | SSE | 曇後一時晴 | 雨一時曇 | ● | 6 | |
| 7 | 1006.7 | 1010.5 | 17.3 | 23.0 | 11.2 | 11.9 | 61 | 20 | | 6.7 | 17.70 | 7.5 | 2.5 | 0.5 | - | - | 4.2 | 9.3 | NW | 15.7 | NNW | 曇一時雨後晴 | 晴 | ● | 7 | |
| 8 | 1015.8 | 1019.6 | 15.0 | 20.4 | 9.0 | 8.5 | 51 | 27 | | 12.1 | 26.62 | - | - | - | - | - | 3.2 | 6.9 | SSE | 10.5 | SE | 晴 | 晴 | | 8 | |
| 9 | 1011.0 | 1014.7 | 17.6 | 19.9 | 12.5 | 15.6 | 76 | 63 | | 0.0 | 3.67 | 1.0 | 0.5 | 0.5 | - | - | 4.0 | 7.3 | SE | 10.9 | SE | 曇後時々雨、雷を伴う | 雨時々曇 | ● ㊦ | 9 | |
| 10 | 1002.9 | 1006.6 | 21.9 | 25.3 | 17.9 | 22.7 | 86 | 78 | | 0.2 | 6.79 | 34.0 | 14.5 | 9.0 | - | - | 5.5 | 10.7 | WSW | 19.2 | W | 大雨時々曇、雷を伴う | 曇時々晴 | ● =㊦ | 10 | |
| 11 | 1008.0 | 1011.7 | 18.9 | 24.3 | 15.4 | 15.1 | 70 | 47 | | 7.8 | 20.68 | 0.0 | 0.0 | 0.0 | - | - | 3.0 | 5.2 | WNW | 8.4 | WNW | 晴一時雨後曇 | 曇 | ● | 11 | |
| 12 | 1011.0 | 1014.8 | 18.0 | 22.4 | 14.4 | 14.3 | 71 | 33 | | 0.8 | 9.03 | 4.5 | 1.5 | 0.5 | - | - | 2.3 | 5.6 | S | 8.4 | S | 曇後時々雨 | 雨 | ● ∞ | 12 | |
| 13 | 1009.8 | 1013.5 | 17.6 | 20.3 | 14.7 | 16.8 | 84 | 72 | | 0.0 | 4.81 | 11.0 | 3.5 | 1.0 | - | - | 2.6 | 6.1 | NE | 10.3 | NNE | 曇時々雨 | 曇一時晴後一時雨 | ● ∞ | 13 | |
| 14 | 1007.7 | 1011.4 | 18.2 | 18.8 | 17.6 | 19.7 | 94 | 81 | | 0.0 | 2.00 | 22.5 | 6.5 | 2.0 | - | - | 1.5 | 4.0 | NE | 5.9 | NE | 雨一時曇 | 雨時々曇 | ● = | 14 | |
| 15 | 1005.0 | 1008.6 | 19.9 | 25.5 | 17.4 | 20.2 | 87 | 65 | | 5.9 | 16.95 | 1.0 | 0.5 | 0.5 | - | - | 3.2 | 8.7 | WNW | 12.8 | W | 雨後曇時々晴 | 晴 | ● = | 15 | |
| 16 | 1009.8 | 1013.5 | 20.6 | 26.4 | 15.4 | 16.2 | 68 | 43 | | 12.3 | 26.29 | - | - | - | - | - | 2.8 | 5.1 | S | 8.0 | ENE | 晴 | 晴時々曇 | | 16 | |
| 17 | 1011.9 | 1015.6 | 21.3 | 25.1 | 18.3 | 15.8 | 63 | 46 | | 5.3 | 19.96 | 0.0 | 0.0 | 0.0 | - | - | 4.2 | 8.3 | SE | 13.4 | SE | 曇時々晴 | 曇時々雨 | ● ∞ | 17 | |
| 18 | 1010.2 | 1013.9 | 20.2 | 23.6 | 18.2 | 18.2 | 77 | 62 | | 0.5 | 7.85 | 6.0 | 3.0 | 1.0 | - | - | 2.5 | 6.2 | SE | 10.2 | SE | 曇後時々雨 | 雨時々曇 | ● | 18 | |
| 19 | 1008.5 | 1012.2 | 18.0 | 19.8 | 16.7 | 18.3 | 89 | 78 | | 0.0 | 4.44 | 44.0 | 7.5 | 3.0 | - | - | 3.0 | 6.7 | NE | 10.0 | NE | 雨時々曇 | 雨後一時晴 | ● | 19 | |
| 20 | 1008.0 | 1011.7 | 20.1 | 25.2 | 16.7 | 18.6 | 80 | 57 | | 8.1 | 20.87 | 3.5 | 3.0 | 1.5 | - | - | 2.9 | 6.2 | WNW | 9.1 | WNW | 晴時々曇 | 曇時々晴 | ● | 20 | |
| 21 | 1011.4 | 1015.1 | 20.8 | 26.2 | 17.5 | 15.9 | 66 | 41 | | 8.7 | 23.13 | - | - | - | - | - | 2.8 | 5.4 | N | 7.7 | NNW | 晴時々曇 | 曇後一時晴 | ● ∞ | 21 | |
| 22 | 1009.4 | 1013.1 | 18.3 | 22.8 | 16.5 | 16.0 | 77 | 51 | | 2.1 | 8.30 | 17.5 | 4.5 | 1.0 | - | - | 1.8 | 4.3 | SSE | 6.4 | SSE | 曇時々晴後雨 | 大雨 | ● | 22 | |
| 23 | 999.9 | 1003.6 | 18.7 | 21.0 | 16.4 | 20.7 | 96 | 89 | | 0.0 | 4.19 | 28.5 | 11.0 | 3.0 | - | - | 1.4 | 4.2 | WSW | 6.0 | WSW | 雨時々曇 | 雨時々曇 | ● = | 23 | |
| 24 | 1006.4 | 1010.1 | 18.2 | 21.0 | 17.0 | 18.6 | 89 | 74 | | 0.0 | 5.82 | 6.5 | 2.5 | 1.0 | - | - | 2.5 | 5.3 | SE | 8.2 | SE | 曇時々雨 | 曇時々雨 | ● | 24 | |
| 25 | 1012.6 | 1016.3 | 19.2 | 21.9 | 16.9 | 16.4 | 74 | 66 | | 3.3 | 13.75 | 0.5 | 0.5 | 0.5 | - | - | 3.6 | 7.1 | NE | 11.1 | NE | 曇時々雨一時晴 | 晴後曇時々雨 | ● | 25 | |
| 26 | 1007.9 | 1011.6 | 19.2 | 23.0 | 15.5 | 18.6 | 83 | 70 | | 1.9 | 9.53 | 20.0 | 17.5 | 7.5 | - | - | 2.8 | 7.7 | NW | 14.5 | NNW | 曇時々雨、雷を伴う | 晴 | ● ㊦ | 26 | |
| 27 | 1008.9 | 1012.6 | 19.3 | 26.1 | 14.0 | 17.1 | 78 | 52 | | 11.0 | 24.99 | - | - | - | - | - | 3.5 | 8.2 | WNW | 12.2 | WNW | 晴後一時曇 | 晴一時曇 | | 27 | |
| 28 | 1010.9 | 1014.6 | 20.3 | 26.9 | 14.8 | 16.9 | 74 | 35 | | 10.3 | 25.80 | 0.0 | 0.0 | 0.0 | - | - | 2.9 | 6.4 | WNW | 9.8 | W | 晴後一時曇 | 曇時々雨一時晴 | ● | 28 | |
| 29 | 1011.6 | 1015.3 | 20.9 | 27.2 | 17.4 | 16.3 | 67 | 32 | | 6.7 | 20.19 | 2.5 | 2.5 | 1.0 | - | - | 2.6 | 5.7 | WNW | 8.2 | WNW | 曇時々晴 | 雨時々曇 | ● | 29 | |
| 30 | 1007.2 | 1010.9 | 17.8 | 20.5 | 15.6 | 18.5 | 91 | 76 | | 0.0 | 4.46 | 27.0 | 6.5 | 1.5 | - | - | 3.1 | 7.3 | NNE | 11.1 | NE | 雨 | 雨時々曇 | ● = | 30 | |
| 上旬 | 1008.6 | 1012.4 | 17.3 | 21.7 | 12.5 | 14.4 | 72 | | | 49.2 | 14.2 | 95.5 | | | | | 3.8 | 9.2 | 12.6 | 7.8 | 13.8 | 11.1 | 月最大24時間降水量 | | 最低海面気圧 | |
| 中旬 | 1009.0 | 1012.7 | 19.3 | 23.1 | 16.5 | 17.3 | 78 | | | 40.7 | 13.3 | 92.5 | | | | | 2.8 | 10.7 | (北) | | 1.5 | 期間 | | hPa | | |
| 下旬 | 1008.6 | 1012.3 | 19.3 | 23.7 | 16.2 | 17.5 | 80 | | | 44.0 | 14.0 | 102.5 | | | | | 2.7 | 3.3 | (西)風向別頻度%(東) | | 2.9 | 19日3時 | | 起日 | | |
| 月 | 1008.7 | 1012.5 | 18.6 | 22.8 | 15.1 | 16.4 | 77 | | | 133.9 | 13.8 | 290.5 | | | | | 3.1 | 2.6 | (南) (0.3) | | 5.6 | ~20日3時 | | 1001.5 | | |
| 半年 | 1011.2 | 1014.9 | 17.1 | 21.8 | 12.9 | 13.3 | 68 | | | 6.6 | 175.6 | 16.8 | 194.9 | | | | 3.4 | 1.5 | 2.1 | 4.7 | 4.4 | 5.8 | 日照時間 | | h 日照率 35% | |

| 階級別 | 気 温 °C | | | | | | | | 日降水量 mm | | | | | 日最深積雪 cm | | | | | 日最大風速 m/s | | | 日平均雲量 | | 日数 | 不照 | 大気現象 | | | 現象 | | 半年 | | | | | |
|-----|--------|------|------|-------|-------|-------|-------|-------|---------|------|------|-----|-----|----------|-----|-----|-----|------|-----------|-----|-----|-------|------|-----|-----|------|-----|-----|-----|-----|-----|-----|------|------|-----|------|
| | 最高<0 | 平均<0 | 最低<0 | 最高≥25 | 平均≥25 | 最低≥25 | 最高≥30 | 最高≥35 | ≥0.0 | ≥0.5 | ≥1.0 | ≥10 | ≥30 | ≥0 | ≥10 | ≥20 | ≥50 | ≥100 | ≥10 | ≥15 | ≥30 | <1.5 | ≥8.5 | | | 霜 | 霧 | 雷 | 霜 | 雪 | | | | | | |
| 日数 | 0 | 0 | 0 | 9 | 0 | 0 | 0 | 0 | 25 | 20 | 19 | 10 | 3 | | | 0 | 0 | 0 | 0 | 2 | 0 | 0 | | | | | | | | | | | | | | |
| 半年 | 0.0 | 0.0 | 0.0 | 3.8 | 0.0 | 0.0 | 0.0 | 0.0 | 17.4 | 11.1 | 9.9 | 5.4 | 2.1 | 0.0 | 0.0 | 0.0 | 0.0 | 0.0 | 2.3 | 0.0 | 0.0 | 2.7 | 11.6 | 0.0 | 0.0 | 1.8 | 0.0 | 0.0 | 0.0 | 0.0 | 0.0 | 0.0 | 2/15 | 2/26 | 1/5 | 2/17 |

気 象 月 表

地点番号 47831 地点名 枕崎 (鹿児島県)

気象官署名 鹿児島地方気象台 2026 年 4 月

| 日付 | 平均気圧 | | 気温 | | | 平均蒸気圧 hPa | 相対湿度 | | 平均雲量 10分比 | 日照時間 h | 全日 日射量 MJ/m ² | 降水量 | | | 最深積雪 cm | 降雪 深さ 合計 cm | 風速 | | | | | 天気概況 | | 大気現象 | 日付 | |
|----|-----------|-----------|---------|---------|---------|--------------|---------|---------|--------------|-----------|--------------------------------|------------|------|------------|------------|----------------------|------|------|--------------|------|-----|------------------|------------------|------|--------|----|
| | 現地 hPa | 海面 hPa | 平均 ℃ | 最高 ℃ | 最低 ℃ | | 平均 % | 最小 % | | | | 最大 | | | | | 最大瞬間 | | 平均 m/s | 最大 | | 昼 06:00~18:00 | 夜 18:00~06:00 | | | |
| | | | | | | mm | | | 1時間 mm | 10分 mm | m/s | 風向 16方位 | m/s | 風向 16方位 | 風向 16方位 | 風向 16方位 | | | | | | | | | | |
| 1 | 1006.0 | 1009.7 | 14.4 | 16.2 | 13.2 | 15.8 | 96 | 78 | | 0.0 | | 23.0 | 4.5 | 1.5 | | | 3.3 | 9.8 | NNW | 14.4 | NNW | | | ● | 1 | |
| 2 | 1011.9 | 1015.6 | 15.4 | 20.6 | 10.0 | 11.8 | 69 | 43 | | 10.4 | | 0.0 | 0.0 | 0.0 | | | 4.0 | 10.1 | NNW | 15.3 | N | | | ● | 2 | |
| 3 | 1012.7 | 1016.5 | 16.6 | 21.4 | 9.0 | 13.7 | 72 | 46 | | 4.0 | | 0.0 | 0.0 | 0.0 | | | 4.8 | 10.1 | SE | 15.0 | SE | | | ● | 3 | |
| 4 | 1001.9 | 1005.6 | 18.7 | 21.0 | 16.9 | 18.7 | 86 | 74 | | 0.3 | | 25.0 | 10.0 | 3.5 | | | 7.4 | 14.1 | SSE | 23.2 | S | | | ● = | 4 | |
| 5 | 1007.8 | 1011.5 | 16.7 | 21.2 | 11.0 | 13.7 | 73 | 52 | | 8.5 | | - | - | - | | | 3.5 | 6.0 | NW | 9.9 | W | | | | 5 | |
| 6 | 1009.4 | 1013.1 | 16.8 | 23.4 | 9.6 | 15.3 | 80 | 45 | | 4.2 | | 3.0 | 1.5 | 0.5 | | | 3.5 | 6.9 | ESE | 11.5 | ESE | | | ● | 6 | |
| 7 | 1006.6 | 1010.4 | 16.4 | 20.2 | 11.2 | 13.7 | 72 | 43 | | 6.3 | | 12.5 | 4.0 | 1.0 | | | 5.9 | 10.8 | NNW | 17.3 | NNW | | | ● | 7 | |
| 8 | 1015.5 | 1019.3 | 14.3 | 19.0 | 6.9 | 9.0 | 57 | 28 | | 11.1 | | - | - | - | | | 4.2 | 6.6 | SE | 9.2 | SSE | | | | 8 | |
| 9 | 1010.6 | 1014.3 | 18.4 | 20.6 | 15.2 | 16.7 | 78 | 61 | | 0.1 | | 1.5 | 1.5 | 1.0 | | | 6.1 | 9.6 | SE | 14.2 | ESE | | | ● = | 9 | |
| 10 | 1003.3 | 1007.0 | 20.8 | 22.6 | 17.5 | 22.9 | 93 | 81 | | 0.3 | | 3.5 | 1.5 | 1.0 | | | 5.7 | 9.5 | WNW | 16.5 | W | | | ● = | 10 | |
| 11 | 1008.2 | 1011.9 | 17.7 | 21.1 | 15.8 | 15.2 | 75 | 57 | | 8.6 | | - | - | - | | | 5.0 | 8.3 | N | 12.3 | N | | | | 11 | |
| 12 | 1010.9 | 1014.7 | 16.5 | 20.1 | 13.3 | 15.8 | 84 | 55 | | 0.0 | | 14.5 | 3.5 | 1.5 | | | 2.7 | 6.2 | NNW | 8.3 | E | | | ● | 12 | |
| 13 | 1009.1 | 1012.8 | 17.5 | 19.0 | 15.2 | 17.2 | 86 | 79 | | 0.0 | | 8.0 | 2.5 | 1.0 | | | 3.1 | 6.6 | ENE | 11.0 | ENE | | | ● | 13 | |
| 14 | 1007.3 | 1011.0 | 18.4 | 19.2 | 16.5 | 20.1 | 95 | 86 | | 0.0 | | 16.0 | 7.5 | 2.5 | | | 2.1 | 5.5 | E | 9.0 | E | | | ● = | 14 | |
| 15 | 1005.2 | 1008.9 | 19.1 | 23.5 | 16.8 | 20.3 | 92 | 76 | | 0.5 | | 0.5 | 0.5 | 0.5 | | | 3.1 | 6.4 | NNW | 10.4 | N | | | ● = | 15 | |
| 16 | 1009.8 | 1013.4 | 18.9 | 23.5 | 14.8 | 18.0 | 83 | 62 | | 12.1 | | - | - | - | | | 3.2 | 5.8 | N | 8.1 | N | | | | 16 | |
| 17 | 1011.6 | 1015.2 | 20.7 | 23.4 | 15.3 | 16.1 | 66 | 55 | | 5.7 | | 0.0 | 0.0 | 0.0 | | | 6.2 | 10.1 | ESE | 15.6 | ESE | | | ● | 17 | |
| 18 | 1009.8 | 1013.5 | 20.2 | 22.7 | 18.1 | 18.0 | 76 | 67 | | 2.5 | | 1.5 | 0.5 | 0.5 | | | 4.4 | 7.5 | SE | 12.2 | SE | | | ● | 18 | |
| 19 | 1007.8 | 1011.5 | 18.1 | 20.3 | 16.7 | 18.0 | 86 | 72 | | 0.1 | | 19.5 | 5.0 | 2.0 | | | 4.9 | 8.9 | E | 14.9 | E | | | ● | 19 | |
| 20 | 1007.8 | 1011.5 | 19.5 | 24.1 | 16.3 | 19.3 | 86 | 66 | | 4.6 | | 0.0 | 0.5 | 0.0 | | | 2.6 | 5.4 | WSW | 8.8 | W | | | ● | 20 | |
| 21 | 1011.5 | 1015.2 | 19.4 | 25.0 | 16.1 | 16.5 | 74 | 51 | | 8.6 | | - | - | - | | | 3.8 | 7.4 | NNW | 11.1 | NNW | | | | 21 | |
| 22 | 1008.7 | 1012.4 | 17.6 | 22.8 | 13.5 | 16.3 | 81 | 55 | | 1.8 | | 12.5 | 3.0 | 1.0 | | | 3.8 | 8.4 | E | 13.8 | E | | | ● | 22 | |
| 23 | 999.9 | 1003.6 | 19.2 | 22.6 | 16.4 | 21.3 | 95 | 85 | | 0.3 | | 32.5 | 17.5 | 4.0 | | | 3.9 | 8.5 | E | 14.7 | ESE | | | ● = | 23 | |
| 24 | 1006.3 | 1010.0 | 17.3 | 19.0 | 15.7 | 18.2 | 92 | 81 | | 0.1 | | 1.0 | 1.0 | 0.5 | | | 1.8 | 4.3 | N | 6.8 | N | | | ● = | 24 | |
| 25 | 1012.1 | 1015.8 | 19.2 | 24.0 | 15.6 | 17.3 | 79 | 58 | | 3.8 | | 0.0 | 0.0 | 0.0 | | | 3.4 | 6.8 | E | 10.9 | ESE | | | ● | 25 | |
| 26 | 1007.7 | 1011.4 | 18.8 | 23.1 | 14.7 | 18.8 | 87 | 70 | | 2.7 | | 4.5 | 3.5 | 2.0 | | | 4.0 | 10.7 | N | 17.0 | NNW | | | ● | 26 | |
| 27 | 1009.1 | 1012.7 | 19.1 | 24.3 | 14.7 | 17.7 | 82 | 56 | | 10.4 | | 0.0 | 0.0 | 0.0 | | | 3.6 | 8.1 | NNW | 11.2 | NNW | | | ● = | 27 | |
| 28 | 1011.0 | 1014.7 | 19.4 | 25.2 | 13.4 | 16.9 | 78 | 41 | | 8.9 | | 0.0 | 0.0 | 0.0 | | | 3.1 | 6.0 | W | 8.9 | W | | | ● = | 28 | |
| 29 | 1011.6 | 1015.3 | 19.8 | 26.2 | 16.1 | 15.8 | 70 | 29 | | 8.3 | | 0.5 | 0.5 | 0.5 | | | 4.8 | 7.9 | NNW | 11.1 | N | | | ● = | 29 | |
| 30 | 1006.7 | 1010.4 | 17.7 | 20.4 | 15.3 | 19.1 | 94 | 82 | | 0.0 | | 16.0 | 6.5 | 2.0 | | | 3.5 | 6.3 | N | 10.3 | ENE | | | ● | 30 | |
| 上旬 | 1008.6 | 1012.3 | 16.9 | 20.6 | 12.1 | 15.1 | 78 | | | 45.2 | | 68.5 | | | | | 4.8 | 4.7 | 16.4 | 19.7 | 4.7 | 2.4 | 月最大24時間降水量 | | 最低海面気圧 | |
| 中旬 | 1008.8 | 1012.4 | 18.7 | 21.7 | 15.9 | 17.8 | 83 | | | 34.1 | | 60.0 | | | | | 3.7 | 4.4 | (北) | | 6.5 | 期間 | | hPa | 起日 | |
| 下旬 | 1008.5 | 1012.2 | 18.8 | 23.3 | 15.2 | 17.8 | 83 | | | 44.9 | | 67.0 | | | | | 3.6 | 3.3 | (西)風向別頻度%(東) | | 9.7 | 44.5 | 22日12時 ~23日6時 | | 1001.5 | 23 |
| 月 | 1008.6 | 1012.3 | 18.1 | 21.9 | 14.4 | 16.9 | 81 | | | 124.2 | | 195.5 | | | | | 4.0 | 2.4 | (南)(0.3) | | 8.1 | 起日 | 22 | 日照率 | 32% | |
| 平年 | 1011.1 | 1014.8 | 16.5 | 20.6 | 12.2 | 13.6 | 71 | | | 6.9@ | 173.2 | 188.3 | | | | | -@ | 4.3 | 1.9 | 2.2 | 1.8 | 3.1 | 8.3 | 可照時間 | h | |

| 階級別 | 気温 °C | | | | | | | | 日降水量 mm | | | | | 日最深積雪 cm | | | | | 日最大風速 m/s | | | 日平均雲量 | | 日数 | 不照 | 大気現象 | | | 現象 | 平年 | |
|-----|----------|----------|----------|-----------|-----------|-----------|-----------|-----------|---------|------|------|-----|-----|----------|------|------|------|------|-----------|-----|-----|-------|-------|----|-----|------|-----|------|----|----|------|
| | 最高 <0 | 平均 <0 | 最低 <0 | 最高 ≥25 | 平均 ≥25 | 最低 ≥25 | 最高 ≥30 | 最高 ≥35 | ≥0.0 | ≥0.5 | ≥1.0 | ≥10 | ≥30 | ≥0 | ≥10 | ≥20 | ≥50 | ≥100 | ≥10 | ≥15 | ≥30 | <1.5 | ≥8.5 | | | 霜 | 霧 | 雷 | | | 霜 |
| 日数 | 0 | 0 | 0 | 3 | 0 | 0 | 0 | 0 | 25 | 18 | 16 | 9 | 1 | | | | | | 6 | 0 | 0 | | | | | | | | | | |
| 平年 | 0.0 | 0.0 | 0.0 | 1.0 | 0.0 | 0.0 | 0.0 | 0.0 | 16.9 | 11.6 | 9.9 | 5.1 | 1.8 | 0.0@ | 0.0@ | 0.0@ | 0.0@ | 0.0@ | 6.4 | 0.1 | 0.0 | 3.7@ | 15.6@ | 平年 | 4.7 | 0.0 | 0.3 | 0.8@ | 霜 | 雪 | 2/22 |

気 象 月 表

地点番号 47836 地点名 屋久島 (鹿児島県)

気象官署名 鹿児島地方気象台

2026 年 4 月

| 日付 | 平均気圧 | | 気 温 | | | 平均蒸気圧 hPa | 相対湿度 | | 平均雲量 10分比 | 日照時間 h | 全日 日射量 MJ/m ² | 降 水 量 | | | 最深積雪 cm | 降雪 深さ 合計 cm | 風 速 | | | | | 天 気 概 況 | | 大気現象 | 日付 | | | |
|----|-----------|-----------|----------|----------|----------|--------------|---------|---------|--------------|-----------|--------------------------------|------------|------|------------|------------|----------------------|------|------|--------------|------|-----|------------------|------------------|--------|--------|--------|-----|-----|
| | 現地 hPa | 海面 hPa | 平均 °C | 最高 °C | 最低 °C | | 平均 % | 最小 % | | | | 最大 | | | | | 最大瞬間 | | 平均 m/s | 最大 | | 昼 06:00~18:00 | 夜 18:00~06:00 | | | | | |
| | | | | | | mm | | | 1時間 mm | 10分 mm | m/s | 風向 16方位 | m/s | 風向 16方位 | | | | | | | | | | | | | | |
| 1 | 1004.9 | 1009.3 | 16.3 | 19.5 | 15.0 | 16.9 | 91 | 73 | | 0.0 | | 38.0 | 6.0 | 2.0 | | | 4.5 | 12.7 | NW | 17.5 | NW | | | ● | 1 | | | |
| 2 | 1010.9 | 1015.4 | 17.0 | 21.1 | 14.5 | 12.1 | 63 | 49 | | 8.0 | | 0.0 | 0.0 | 0.0 | | | 7.6 | 14.0 | NW | 18.5 | NW | | | ● | 2 | | | |
| 3 | 1011.9 | 1016.4 | 18.2 | 21.6 | 12.8 | 13.7 | 65 | 49 | | 3.8 | | 0.0 | 0.0 | 0.0 | | | 4.4 | 8.1 | SSE | 13.4 | SSE | | | ● | 3 | | | |
| 4 | 1001.1 | 1005.5 | 19.6 | 22.8 | 16.8 | 19.5 | 85 | 68 | | 0.7 | | 214.5 | 45.5 | 9.5 | | | 5.3 | 9.4 | SSE | 18.5 | S | | | ● = | 4 | | | |
| 5 | 1006.8 | 1011.2 | 18.3 | 23.1 | 13.0 | 14.3 | 68 | 39 | | 7.7 | | - | - | - | | | 2.7 | 6.7 | NW | 9.8 | NW | | | = | 5 | | | |
| 6 | 1008.6 | 1013.0 | 19.1 | 24.4 | 12.7 | 15.4 | 71 | 29 | | 4.9 | | 5.0 | 3.0 | 1.0 | | | 3.0 | 6.9 | SE | 9.8 | SE | | | ● | 6 | | | |
| 7 | 1005.2 | 1009.7 | 17.7 | 21.8 | 14.0 | 14.5 | 71 | 26 | | 3.0 | | 30.5 | 13.0 | 5.0 | | | 7.5 | 12.0 | NW | 17.0 | NW | | | ● | 7 | | | |
| 8 | 1014.8 | 1019.3 | 16.7 | 20.1 | 12.1 | 10.8 | 57 | 40 | | 11.7 | | - | - | - | | | 3.3 | 6.3 | WNW | 9.3 | WNW | | | | 8 | | | |
| 9 | 1009.8 | 1014.2 | 19.6 | 21.9 | 16.6 | 17.4 | 75 | 59 | | 1.6 | | 2.5 | 1.0 | 0.5 | | | 5.9 | 9.5 | SSE | 14.9 | SSE | | | ● | 9 | | | |
| 10 | 1002.6 | 1006.9 | 23.1 | 30.7 | 19.4 | 24.8 | 88 | 52 | | 2.5 | | 14.0 | 5.5 | 3.0 | | | 4.7 | 9.6 | NW | 14.4 | WNW | | | ● = | 10 | | | |
| 11 | 1007.3 | 1011.7 | 18.4 | 21.8 | 16.0 | 16.0 | 75 | 55 | | 7.8 | | - | - | - | | | 6.4 | 11.4 | NW | 15.4 | WNW | | | | 11 | | | |
| 12 | 1010.0 | 1014.4 | 18.3 | 21.9 | 15.7 | 15.3 | 73 | 42 | | 0.0 | | 3.5 | 1.5 | 0.5 | | | 1.7 | 3.6 | WNW | 6.2 | W | | | ● | 12 | | | |
| 13 | 1008.8 | 1013.2 | 18.2 | 19.0 | 16.3 | 19.7 | 94 | 83 | | 0.0 | | 28.5 | 15.0 | 5.5 | | | 1.7 | 4.9 | SSE | 7.7 | SE | | | ● = | 13 | | | |
| 14 | 1006.8 | 1011.2 | 19.7 | 20.6 | 18.4 | 21.8 | 95 | 89 | | 0.0 | | 4.0 | 2.5 | 1.5 | | | 2.1 | 4.6 | SSE | 7.7 | SSE | | | ● = | 14 | | | |
| 15 | 1004.3 | 1008.6 | 20.4 | 23.9 | 17.9 | 21.2 | 89 | 71 | | 5.1 | | 0.5 | 0.5 | 0.5 | | | 5.4 | 11.0 | NW | 13.9 | NW | | | ● = | 15 | | | |
| 16 | 1009.3 | 1013.7 | 19.8 | 22.4 | 17.7 | 18.6 | 81 | 66 | | 2.4 | | - | - | - | | | 2.2 | 7.9 | NW | 10.3 | WNW | | | | ∞ | 16 | | |
| 17 | 1011.0 | 1015.3 | 20.7 | 24.1 | 17.9 | 16.9 | 69 | 56 | | 1.7 | | 0.0 | 0.0 | 0.0 | | | 5.5 | 10.4 | SE | 13.9 | SE | | | ● | 17 | | | |
| 18 | 1009.0 | 1013.4 | 20.6 | 23.7 | 18.3 | 19.3 | 80 | 69 | | 0.6 | | 1.0 | 1.0 | 0.5 | | | 4.3 | 7.6 | SE | 9.8 | SE | | | ● | 18 | | | |
| 19 | 1007.1 | 1011.5 | 18.7 | 20.3 | 17.6 | 19.9 | 92 | 73 | | 0.0 | | 53.5 | 25.5 | 6.5 | | | 5.2 | 9.1 | ESE | 12.9 | SE | | | ● = | 19 | | | |
| 20 | 1006.9 | 1011.3 | 20.0 | 23.3 | 17.6 | 19.9 | 86 | 71 | | 4.0 | | 5.5 | 3.0 | 1.5 | | | 3.0 | 7.3 | NW | 9.8 | NW | | | ● = | 20 | | | |
| 21 | 1010.9 | 1015.3 | 20.1 | 23.5 | 16.6 | 16.6 | 70 | 44 | | 7.6 | | 0.0 | 0.0 | 0.0 | | | 4.7 | 10.3 | NW | 12.9 | NW | | | ● | 21 | | | |
| 22 | 1007.8 | 1012.2 | 19.8 | 23.3 | 16.8 | 20.2 | 87 | 70 | | 0.9 | | 16.0 | 6.0 | 3.0 | | | 2.9 | 8.1 | ESE | 10.3 | ESE | | | ● = | 22 | | | |
| 23 | 999.0 | 1003.3 | 22.6 | 27.5 | 18.5 | 22.1 | 82 | 52 | | 2.8 | | 27.5 | 7.0 | 2.0 | | | 3.9 | 8.4 | WNW | 13.9 | NW | | | ● | 23 | | | |
| 24 | 1005.6 | 1010.0 | 18.9 | 19.9 | 18.2 | 18.7 | 85 | 80 | | 0.0 | | 1.0 | 1.0 | 0.5 | | | 3.3 | 7.0 | NW | 10.3 | NW | | | ● = | 24 | | | |
| 25 | 1011.6 | 1016.0 | 18.8 | 20.5 | 17.0 | 19.1 | 88 | 77 | | 0.0 | | 35.5 | 19.5 | 7.5 | | | 2.6 | 5.8 | ESE | 8.7 | E | | | ● | 25 | | | |
| 26 | 1007.0 | 1011.4 | 19.9 | 21.9 | 16.5 | 20.2 | 87 | 74 | | 1.0 | | 15.0 | 12.5 | 7.0 | | | 3.2 | 6.3 | ESE | 7.7 | ESE | | | ● | 26 | | | |
| 27 | 1008.3 | 1012.6 | 20.1 | 24.4 | 15.7 | 17.5 | 75 | 59 | | 11.5 | | 0.0 | 0.0 | 0.0 | | | 5.8 | 10.1 | NW | 12.9 | NW | | | ● ≡ | 27 | | | |
| 28 | 1010.2 | 1014.6 | 19.9 | 25.6 | 14.2 | 17.1 | 74 | 55 | | 11.9 | | - | - | - | | | 2.4 | 7.1 | NW | 9.8 | NW | | | = | 28 | | | |
| 29 | 1010.9 | 1015.2 | 20.5 | 24.4 | 15.8 | 17.2 | 72 | 45 | | 8.0 | | 0.0 | 0.0 | 0.0 | | | 3.4 | 7.5 | NW | 10.3 | NW | | | ● | 29 | | | |
| 30 | 1005.8 | 1010.1 | 19.2 | 21.4 | 16.1 | 21.0 | 94 | 72 | | 0.0 | | 72.5 | 19.0 | 5.0 | | | 3.4 | 10.2 | NW | 14.4 | NW | | | ● | 30 | | | |
| 上旬 | 1007.7 | 1012.1 | 18.6 | 22.7 | 14.7 | 15.9 | 73 | | | 43.9 | | 304.5 | | | | | 4.9 | 15.8 | 1.9 | 3.8 | 2.2 | 0.7 | 月最大24時間降水量 | | 最低海面気圧 | | | |
| 中旬 | 1008.1 | 1012.4 | 19.5 | 22.1 | 17.3 | 18.9 | 83 | | | 21.6 | | 96.5 | | | | | 3.8 | 18.2 | (北) | | 0.1 | 期間 | | hPa | 起日 | | | |
| 下旬 | 1007.7 | 1012.1 | 20.0 | 23.2 | 16.5 | 19.0 | 81 | | | 43.7 | | 167.5 | | | | | 3.6 | 5.0 | (西)風向別頻度%(東) | | 2.5 | 214.5 | 4日2時 | | 1000.9 | | | |
| 月 | 1007.8 | 1012.2 | 19.3 | 22.7 | 16.2 | 17.9 | 79 | | | 109.2 | | 568.5 | | | | | 4.1 | 4.9 | (南) (0.0) | | 4.0 | 起日 | 4 | ~4日14時 | | 1000.9 | 23 | |
| 平年 | 1010.3 | 1014.8 | 17.8 | 21.4 | 14.2 | 14.8 | 71 | | | 7.1@ | 146.2 | 405.5 | | | | | @ | 5.5 | 4.3 | 2.2 | 6.7 | 16.3 | 11.4 | 日照時間 | | h | 日照率 | 28% |

| 階級別 | 気 温 °C | | | | | | | | 日降水量 mm | | | | | 日最深積雪 cm | | | | | 日最大風速 m/s | | | 日平均雲量 | | 日数 | 不照 | 大気現象 | | | 現象 | | 平年 | |
|-----|----------|----------|----------|-----------|-----------|-----------|-----------|-----------|---------|------|------|-----|-----|----------|------|------|------|------|-----------|-----|-----|-------|-------|----|-----|------|-----|------|----|----|----|---|
| | 最高 <0 | 平均 <0 | 最低 <0 | 最高 ≥25 | 平均 ≥25 | 最低 ≥25 | 最高 ≥30 | 最高 ≥35 | ≥0.0 | ≥0.5 | ≥1.0 | ≥10 | ≥30 | ≥0 | ≥10 | ≥20 | ≥50 | ≥100 | ≥10 | ≥15 | ≥30 | <1.5 | ≥8.5 | | | 日数 | 不照 | 雪 | 霧 | 雷 | | 霜 |
| 日数 | 0 | 0 | 0 | 3 | 0 | 0 | 1 | 0 | 25 | 19 | 18 | 11 | 6 | | | | | | 9 | 0 | 0 | | | | | | | | | | | |
| 平年 | 0.0 | 0.0 | 0.0 | 2.2 | 0.0 | 0.0 | 0.0 | 0.0 | 22.0 | 13.5 | 12.6 | 7.5 | 4.5 | 0.0@ | 0.0@ | 0.0@ | 0.0@ | 0.0@ | 9.9 | 1.1 | 0.0 | 2.6@ | 13.8@ | 平年 | 5.5 | 0.0 | 0.1 | 2.3@ | 霜 | 初終 | | |

気 象 月 表

地点番号 47837 地点名 種子島 (鹿児島県)

気象官署名 鹿児島地方気象台

2026 年 4 月

| 日付 | 平均気圧 | | 気温 | | | 平均蒸気圧 hPa | 相対湿度 | | 平均雲量 10分比 | 日照時間 h | 全日 日射量 MJ/m ² | 降水量 | | | 最深積雪 cm | 降雪 深さ 合計 cm | 風速 | | | | | 天気概況 | | 大気現象 | 日付 | | | |
|----|-----------|-----------|----------|----------|----------|--------------|---------|---------|--------------|-----------|--------------------------------|-----------|-----------|------|------------|----------------------|------------|------------------|--------------|------------------|------|------|------------|--------|--------|--------|------|------|
| | 現地 hPa | 海面 hPa | 平均 °C | 最高 °C | 最低 °C | | 平均 % | 最小 % | | | | 1時間 mm | 10分 mm | 最大 | | | 最大瞬間 | | 平均 m/s | 最大 | | 最大瞬間 | 最大瞬間 | | | 最大瞬間 | 最大瞬間 | 最大瞬間 |
| | | | | | | mm | | | 1時間 mm | 10分 mm | m/s | | | m/s | 風向 16方位 | m/s | 風向 16方位 | 昼 06:00~18:00 | | 夜 18:00~06:00 | | | | | | | | |
| 1 | 1004.7 | 1009.1 | 16.5 | 18.3 | 14.7 | 17.2 | 92 | 73 | | 0.0 | | 23.0 | 6.0 | 2.5 | | | 5.6 | 15.4 | NW | 19.0 | NW | | | ● = | 1 | | | |
| 2 | 1010.7 | 1015.1 | 17.0 | 19.4 | 15.2 | 12.2 | 63 | 47 | | 11.1 | | — | — | — | | | 9.1 | 13.0 | WNW | 16.5 | NW | | | | 2 | | | |
| 3 | 1012.2 | 1016.6 | 17.8 | 23.1 | 10.4 | 14.3 | 70 | 55 | | 2.6 | | — | — | — | | | 4.3 | 9.6 | SE | 14.1 | SE | | | | 3 | | | |
| 4 | 1001.8 | 1006.2 | 19.4 | 21.4 | 18.0 | 19.6 | 87 | 70 | | 1.8 | | 60.0 | 28.0 | 16.5 | | | 9.4 | 15.8 | SSE | 26.7 | SSE | | | ● = | 4 | | | |
| 5 | 1006.9 | 1011.3 | 18.3 | 20.5 | 17.0 | 15.3 | 73 | 65 | | 7.8 | | — | — | — | | | 6.1 | 9.6 | WNW | 12.3 | W | | | | 5 | | | |
| 6 | 1008.9 | 1013.3 | 18.7 | 23.4 | 12.4 | 17.3 | 80 | 56 | | 5.7 | | 7.5 | 4.0 | 1.0 | | | 2.5 | 5.7 | W | 7.4 | W | | | ● | 6 | | | |
| 7 | 1005.1 | 1009.5 | 18.0 | 20.8 | 15.1 | 16.3 | 79 | 43 | | 4.2 | | 36.0 | 9.0 | 2.5 | | | 6.4 | 14.4 | NW | 16.9 | NW | | | ● | 7 | | | |
| 8 | 1014.8 | 1019.3 | 15.8 | 20.2 | 11.9 | 10.5 | 59 | 40 | | 12.1 | | — | — | — | | | 4.7 | 10.3 | ENE | 14.7 | ENE | | | | 8 | | | |
| 9 | 1010.4 | 1014.9 | 19.0 | 22.5 | 12.1 | 16.8 | 76 | 60 | | 1.4 | | — | — | — | | | 6.0 | 10.9 | S | 18.0 | SSE | | | | 9 | | | |
| 10 | 1002.7 | 1007.1 | 22.2 | 26.7 | 18.5 | 24.5 | 91 | 78 | | 1.7 | | 21.0 | 21.0 | 8.5 | | | 9.1 | 13.0 | W | 19.8 | S | | | ● = | 10 | | | |
| 11 | 1007.3 | 1011.7 | 18.3 | 20.2 | 16.3 | 16.6 | 79 | 66 | | 9.0 | | — | — | — | | | 5.5 | 10.9 | WNW | 14.7 | WNW | | | | 11 | | | |
| 12 | 1010.1 | 1014.5 | 18.0 | 20.9 | 15.2 | 17.3 | 84 | 70 | | 0.0 | | 6.5 | 2.5 | 1.0 | | | 2.9 | 5.9 | E | 9.4 | ENE | | | ● | 12 | | | |
| 13 | 1008.6 | 1013.0 | 17.9 | 19.3 | 15.0 | 19.3 | 94 | 89 | | 0.0 | | 28.5 | 24.5 | 6.5 | | | 5.5 | 7.9 | ENE | 13.5 | ENE | | | ● = | 13 | | | |
| 14 | 1006.8 | 1011.2 | 19.6 | 20.6 | 18.6 | 22.1 | 97 | 89 | | 0.0 | | 10.0 | 8.0 | 4.5 | | | 3.4 | 5.9 | ENE | 8.7 | ESE | | | ● = | 14 | | | |
| 15 | 1004.3 | 1008.7 | 20.0 | 22.3 | 18.4 | 21.7 | 93 | 81 | | 6.6 | | — | — | — | | | 4.5 | 9.0 | WNW | 12.7 | WNW | | | = | 15 | | | |
| 16 | 1009.0 | 1013.4 | 20.1 | 23.4 | 18.0 | 18.5 | 79 | 64 | | 11.7 | | — | — | — | | | 5.2 | 10.8 | ENE | 16.5 | ENE | | | | 16 | | | |
| 17 | 1011.1 | 1015.5 | 21.0 | 24.2 | 18.6 | 16.8 | 68 | 53 | | 4.6 | | 0.0 | 0.0 | 0.0 | | | 4.7 | 8.1 | ESE | 14.7 | E | | | ● | 17 | | | |
| 18 | 1009.3 | 1013.7 | 20.5 | 23.6 | 19.2 | 18.6 | 77 | 67 | | 1.5 | | 1.0 | 1.0 | 0.5 | | | 4.0 | 7.1 | SE | 11.2 | SE | | | ● = | 18 | | | |
| 19 | 1007.3 | 1011.7 | 18.8 | 20.1 | 17.5 | 19.2 | 89 | 70 | | 0.0 | | 18.0 | 4.0 | 1.5 | | | 4.3 | 6.9 | E | 12.5 | ESE | | | ● = | 19 | | | |
| 20 | 1006.8 | 1011.2 | 19.9 | 22.7 | 17.7 | 20.6 | 89 | 73 | | 6.3 | | 1.0 | 1.0 | 0.5 | | | 4.3 | 7.1 | NW | 9.5 | NE | | | ● | 20 | | | |
| 21 | 1010.8 | 1015.2 | 19.9 | 23.9 | 16.7 | 16.4 | 71 | 40 | | 8.8 | | — | — | — | | | 5.8 | 10.1 | NW | 12.9 | ENE | | | | 21 | | | |
| 22 | 1008.3 | 1012.7 | 18.8 | 23.7 | 16.0 | 18.8 | 87 | 62 | | 1.9 | | 16.0 | 6.5 | 2.5 | | | 3.5 | 7.1 | N | 11.9 | ESE | | | ● | 22 | | | |
| 23 | 999.4 | 1003.7 | 21.2 | 25.3 | 18.0 | 22.9 | 91 | 82 | | 2.1 | | 41.0 | 14.5 | 6.5 | | | 7.8 | 15.0 | W | 20.9 | S | | | ● | 23 | | | |
| 24 | 1005.7 | 1010.1 | 18.6 | 19.8 | 17.9 | 18.9 | 88 | 83 | | 0.0 | | 0.0 | 0.0 | 0.0 | | | 3.6 | 6.9 | NE | 11.5 | NE | | | ● = | 24 | | | |
| 25 | 1011.3 | 1015.7 | 18.4 | 19.8 | 16.7 | 18.9 | 89 | 84 | | 0.1 | | 0.5 | 0.5 | 0.5 | | | 5.0 | 8.6 | ENE | 14.5 | NE | | | ● = | 25 | | | |
| 26 | 1007.0 | 1011.4 | 19.9 | 22.7 | 16.1 | 20.5 | 88 | 66 | | 0.7 | | 2.5 | 1.5 | 1.0 | | | 4.1 | 8.4 | NW | 11.4 | W | | | ● = | 26 | | | |
| 27 | 1008.0 | 1012.4 | 20.3 | 23.2 | 16.3 | 18.8 | 80 | 67 | | 12.0 | | — | — | — | | | 5.4 | 8.8 | WNW | 12.2 | WNW | | | | 27 | | | |
| 28 | 1010.1 | 1014.5 | 21.6 | 24.2 | 19.4 | 18.7 | 73 | 46 | | 11.3 | | — | — | — | | | 5.8 | 9.1 | W | 11.0 | WSW | | | | 28 | | | |
| 29 | 1010.8 | 1015.1 | 21.5 | 24.0 | 19.0 | 18.2 | 71 | 46 | | 8.8 | | — | — | — | | | 4.2 | 7.8 | WSW | 9.9 | WSW | | | | 29 | | | |
| 30 | 1006.1 | 1010.5 | 18.8 | 21.0 | 16.6 | 20.7 | 96 | 75 | | 0.0 | | 57.0 | 11.5 | 3.0 | | | 4.6 | 12.5 | W | 17.6 | W | | | ● | 30 | | | |
| 上旬 | 1007.8 | 1012.2 | 18.3 | 21.6 | 14.5 | 16.4 | 77 | | | 48.4 | | 147.5 | | | | | 6.3 | 4.3 | 2.1 | 1.7 | 2.9 | 6.8 | 月最大24時間降水量 | | 最低海面気圧 | | | |
| 中旬 | 1008.1 | 1012.5 | 19.4 | 21.7 | 17.5 | 19.1 | 85 | | | 39.7 | | 65.0 | | | | | 4.4 | 17.6 | (北) | | 10.6 | mm | 期間 | | hPa | 起日 | | |
| 下旬 | 1007.8 | 1012.1 | 19.9 | 22.8 | 17.3 | 19.3 | 83 | | | 45.7 | | 117.0 | | | | | 5.0 | 9.3 | (西)風向別頻度%(東) | | 10.0 | 60.0 | 4日4時 | | 1001.2 | | | |
| 月 | 1007.9 | 1012.3 | 19.2 | 22.0 | 16.4 | 18.3 | 82 | | | 133.8 | | 329.5 | | | | | 5.2 | 3.9 | (南)(0.0) | | 14.0 | 起日 | 4 | ~4日14時 | | 1001.2 | 23 | |
| 平年 | 1010.3 | 1014.8 | 17.8 | 21.0 | 14.5 | 14.8 | 71 | | | 6.9@ | 163.1 | 198.0 | | | | | -@ | 5.8 | 1.8 | 1.8 | 2.6 | 4.0 | 6.5 | 日照時間 | | h | 日照率 | 35% |

| 階級別 | 気温 °C | | | | | | | | 日降水量 mm | | | | | 日最深積雪 cm | | | | | 日最大風速 m/s | | | 日平均雲量 | | 日数 | 不照 | 大気現象 | | | 現象 | | 平年 |
|-----|----------|----------|----------|-----------|-----------|-----------|-----------|-----------|---------|------|------|-----|-----|----------|------|------|------|------|-----------|-----|-----|-------|-------|----|-----|------|-----|------|----|----|----|
| | 最高 <0 | 平均 <0 | 最低 <0 | 最高 ≥25 | 平均 ≥25 | 最低 ≥25 | 最高 ≥30 | 最高 ≥35 | ≥0.0 | ≥0.5 | ≥1.0 | ≥10 | ≥30 | ≥0 | ≥10 | ≥20 | ≥50 | ≥100 | ≥10 | ≥15 | ≥30 | <1.5 | ≥8.5 | | | 日数 | 不照 | 雪 | 霧 | 雷 | |
| 日数 | 0 | 0 | 0 | 2 | 0 | 0 | 0 | 0 | 18 | 16 | 15 | 10 | 4 | | | | | | 12 | 3 | 0 | <1.5 | ≥8.5 | | | 7 | 0 | 0 | 霜 | 初終 | |
| 平年 | 0.0 | 0.0 | 0.0 | 1.7 | 0.0 | 0.0 | 0.0 | 0.0 | 17.6 | 12.3 | 10.8 | 5.8 | 1.9 | 0.0@ | 0.0@ | 0.0@ | 0.0@ | 0.0@ | 11.7 | 2.6 | 0.0 | 2.1@ | 12.5@ | 平年 | 4.5 | 0.0 | 0.0 | 2.4@ | 雪 | 初終 | |

気 象 月 表

地点番号 47909 地点名 名瀬 (鹿児島県)

気象官署名 名瀬測候所 2026年4月

| 日付 | 平均気圧 | | 気温 | | | 平均蒸気圧 hPa | 相対湿度 | | 平均雲量 10分比 | 日照時間 h | 全日 日射量 MJ/m ² | 降水量 | | | 最深積雪 cm | 降雪 深さ 合計 cm | 風速 | | | | 天気概況 | | 大気現象 | 日付 | | | |
|----|-----------|-----------|---------|---------|---------|--------------|---------|---------|--------------|-----------|--------------------------------|-----------|-----------|-----|------------|----------------------|------|------|--------------|------|------|------------------|------------|--------|------------------|-----|--|
| | 現地 hPa | 海面 hPa | 平均 ℃ | 最高 ℃ | 最低 ℃ | | 平均 % | 最小 % | | | | 1時間 mm | 10分 mm | 最大 | | | 最大瞬間 | | 平均 m/s | 最大 | | 昼 06:00~18:00 | | | 夜 18:00~06:00 | | |
| | | | | | | m/s | | | 風向 16方位 | m/s | 風向 16方位 | | | | | | | | | | | | | | | | |
| 1 | 1007.5 | 1009.9 | 21.6 | 24.5 | 18.8 | 21.1 | 82 | 70 | | 0.0 | 4.95 | 9.0 | 5.5 | 4.0 | | | 4.5 | 9.4 | N | 16.1 | SSW | 雨時々曇、雷を伴う | 雨後曇時々晴 | ● ㊦ | 1 | | |
| 2 | 1014.1 | 1016.5 | 19.3 | 22.3 | 14.3 | 14.2 | 64 | 52 | | 4.5 | 16.11 | 0.0 | 0.0 | 0.0 | | | 4.3 | 8.3 | N | 12.9 | NNE | 曇時々雨一時晴 | 晴後時々曇 | ● | 2 | | |
| 3 | 1013.4 | 1015.8 | 18.7 | 21.5 | 13.8 | 14.7 | 69 | 53 | | 1.1 | 12.48 | 0.0 | 0.0 | 0.0 | | | 3.5 | 8.6 | SSE | 16.3 | S | 曇 | 曇一時晴後雨 | ● | 3 | | |
| 4 | 1005.6 | 1008.0 | 20.9 | 23.0 | 18.2 | 20.5 | 83 | 70 | | 0.1 | 3.43 | 48.5 | 11.0 | 4.0 | | | 4.9 | 11.8 | S | 23.1 | S | 大雨後時々曇 | 曇後時々雨 | ● | 4 | | |
| 5 | 1010.0 | 1012.4 | 18.8 | 23.2 | 15.8 | 17.4 | 81 | 46 | | 3.9 | 14.54 | 2.0 | 1.5 | 0.5 | | | 2.0 | 4.5 | NNE | 7.4 | NNE | 曇一時雨 | 晴後時々曇 | ● | 5 | | |
| 6 | 1009.8 | 1012.2 | 20.8 | 23.6 | 15.8 | 20.2 | 82 | 68 | | 2.6 | 12.74 | 22.0 | 13.5 | 7.0 | | | 3.5 | 7.5 | SSE | 14.9 | SSW | 曇時々晴後雨 | 雨時々曇 | ● | 6 | | |
| 7 | 1007.9 | 1010.3 | 21.3 | 23.7 | 18.2 | 18.3 | 71 | 46 | | 0.1 | 4.95 | 15.5 | 5.0 | 2.0 | | | 5.4 | 8.8 | S | 16.6 | S | 雨時々曇 | 曇時々晴一時雨 | ● | 7 | | |
| 8 | 1015.2 | 1017.6 | 19.8 | 23.0 | 17.2 | 14.0 | 61 | 47 | | 8.9 | 23.49 | - | - | - | | | 3.9 | 7.3 | NNE | 10.7 | N | 晴 | 晴後曇 | | 8 | | |
| 9 | 1011.5 | 1013.9 | 21.6 | 24.0 | 19.2 | 20.4 | 79 | 66 | | 4.6 | 15.79 | 0.0 | 0.0 | 0.0 | | | 5.5 | 10.4 | S | 18.9 | S | 晴一時曇後雨 | 雨後時々曇 | ● | 9 | | |
| 10 | 1007.3 | 1009.6 | 24.8 | 28.9 | 22.2 | 24.7 | 80 | 59 | | 4.8 | 16.05 | 4.0 | 3.5 | 1.5 | | | 3.9 | 9.2 | SSW | 16.3 | SSW | 曇一時雨後晴 | 雨時々曇一時晴 | ● = | 10 | | |
| 11 | 1009.9 | 1012.3 | 21.7 | 24.0 | 19.3 | 20.1 | 78 | 63 | | 1.9 | 14.93 | 0.0 | 0.5 | 0.0 | | | 2.6 | 5.9 | N | 8.2 | N | 曇後一時晴 | 曇時々雨一時晴 | ● | 11 | | |
| 12 | 1010.7 | 1013.0 | 21.7 | 25.2 | 18.6 | 20.7 | 80 | 49 | | 4.8 | 16.57 | 0.0 | 0.0 | 0.0 | | | 2.4 | 4.8 | S | 8.0 | SSW | 曇時々晴一時雨 | 雨時々曇後晴 | ● | 12 | | |
| 13 | 1009.4 | 1011.7 | 24.4 | 29.1 | 21.7 | 24.7 | 81 | 62 | | 3.8 | 15.45 | 0.0 | 0.0 | 0.0 | | | 2.4 | 8.0 | SSW | 13.6 | SW | 曇時々晴一時雨 | 曇時々晴 | ● = | 13 | | |
| 14 | 1008.6 | 1010.9 | 25.0 | 29.9 | 21.2 | 24.2 | 77 | 59 | | 5.3 | 18.00 | 0.5 | 0.5 | 0.5 | | | 1.7 | 5.2 | SW | 10.7 | SW | 晴時々曇一時雨 | 曇時々晴後雨 | ● | 14 | | |
| 15 | 1007.5 | 1009.9 | 22.9 | 24.7 | 22.1 | 23.9 | 85 | 69 | | 0.0 | 5.23 | 12.0 | 10.5 | 6.5 | | | 2.3 | 7.0 | N | 10.0 | N | 曇時々雨 | 曇時々晴一時雨 | ● = | 15 | | |
| 16 | 1010.0 | 1012.3 | 22.8 | 25.7 | 21.4 | 19.3 | 69 | 54 | | 3.8 | 17.07 | 0.0 | 0.0 | 0.0 | | | 4.0 | 6.2 | E | 9.2 | SE | 曇後晴一時雨 | 晴時々曇一時雨 | ● | 16 | | |
| 17 | 1010.9 | 1013.3 | 22.4 | 24.9 | 21.0 | 19.3 | 71 | 59 | | 2.4 | 14.05 | 0.0 | 0.0 | 0.0 | | | 3.7 | 6.6 | SSE | 12.7 | ESE | 曇時々晴一時雨 | 雨時々曇 | ● | 17 | | |
| 18 | 1009.3 | 1011.7 | 21.5 | 22.8 | 20.4 | 21.5 | 84 | 74 | | 0.0 | 8.37 | 4.0 | 1.5 | 1.0 | | | 4.3 | 6.0 | SSE | 10.4 | S | 雨時々曇 | 雨 | ● | 18 | | |
| 19 | 1008.2 | 1010.6 | 21.0 | 24.8 | 17.8 | 21.5 | 87 | 70 | | 1.2 | 8.14 | 3.5 | 1.5 | 0.5 | | | 2.1 | 5.8 | S | 11.2 | SSW | 曇時々晴後雨 | 晴時々雨 | ● | 19 | | |
| 20 | 1009.9 | 1012.3 | 21.0 | 24.3 | 16.2 | 17.4 | 71 | 54 | | 5.7 | 20.02 | 0.0 | 0.0 | 0.0 | | | 2.4 | 5.3 | NNE | 9.0 | WNW | 曇一時雨後晴 | 曇時々晴一時雨 | ● | 20 | | |
| 21 | 1012.7 | 1015.0 | 22.1 | 25.9 | 19.2 | 19.0 | 72 | 55 | | 3.5 | 17.10 | 0.0 | 0.0 | 0.0 | | | 3.5 | 6.3 | NNE | 9.7 | N | 曇一時雨 | 曇後晴一時雨 | ● | 21 | | |
| 22 | 1009.4 | 1011.7 | 22.7 | 26.9 | 18.9 | 20.0 | 74 | 48 | | 6.3 | 22.08 | 0.5 | 0.5 | 0.5 | | | 3.3 | 8.1 | S | 13.5 | S | 曇時々晴一時雨 | 曇時々雨 | ● = | 22 | | |
| 23 | 1003.9 | 1006.2 | 23.6 | 26.4 | 21.5 | 23.0 | 79 | 69 | | 0.3 | 7.82 | 2.0 | 0.5 | 0.5 | | | 4.2 | 10.0 | S | 16.9 | SSW | 雨時々曇 | 雨時々曇 | ● | 23 | | |
| 24 | 1008.2 | 1010.6 | 21.0 | 22.5 | 19.4 | 21.2 | 85 | 75 | | 0.0 | 4.78 | 2.5 | 1.0 | 0.5 | | | 1.9 | 5.3 | N | 7.8 | N | 雨時々曇 | 曇時々雨 | ● | 24 | | |
| 25 | 1012.1 | 1014.5 | 20.9 | 24.9 | 18.4 | 17.8 | 73 | 53 | | 4.5 | 18.65 | - | 0.0 | - | | | 2.0 | 4.3 | NNE | 6.6 | N | 曇 | 曇一時晴 | | 25 | | |
| 26 | 1010.1 | 1012.5 | 19.1 | 22.5 | 16.3 | 18.4 | 83 | 60 | | 1.2 | 6.99 | 7.5 | 4.5 | 2.0 | | | 1.8 | 5.5 | SSE | 8.7 | NW | 雨後曇一時晴 | 晴 | ● | 26 | | |
| 27 | 1011.4 | 1013.8 | 20.4 | 25.2 | 15.8 | 17.6 | 75 | 53 | | 9.7 | 25.57 | - | - | - | | | 2.0 | 4.4 | NNE | 8.3 | W | 晴後一時曇 | 曇時々晴 | | 27 | | |
| 28 | 1013.1 | 1015.5 | 20.7 | 25.6 | 17.0 | 17.3 | 72 | 51 | | 10.5 | 26.29 | - | - | - | | | 2.2 | 4.6 | NNE | 6.9 | N | 晴一時曇 | 晴 | = | 28 | | |
| 29 | 1012.9 | 1015.3 | 21.9 | 26.6 | 17.1 | 17.7 | 68 | 53 | | 9.1 | 24.83 | - | - | - | | | 2.5 | 4.5 | SSE | 8.8 | S | 晴後時々曇 | 雨時々曇 | = | 29 | | |
| 30 | 1008.8 | 1011.2 | 22.9 | 26.6 | 18.5 | 23.3 | 83 | 59 | | 0.0 | 6.63 | 26.0 | 7.0 | 4.0 | | | 3.0 | 7.8 | SW | 14.2 | SW | 雨時々曇 | 雨時々曇 | ● | 30 | | |
| 上旬 | 1010.2 | 1012.6 | 20.8 | 23.8 | 17.4 | 18.6 | 75 | | | 30.6 | 12.5 | 101.0 | | | | | 4.1 | 3.3 | 3.8 | 9.9 | 10.3 | 3.1 | 月最大24時間降水量 | | 最低海面気圧 | | |
| 中旬 | 1009.4 | 1011.8 | 22.4 | 25.5 | 20.0 | 21.3 | 78 | | | 28.9 | 13.8 | 20.0 | | | | | 2.8 | 1.1 | (北) | | 1.8 | 期間 | | hPa | | | |
| 下旬 | 1010.3 | 1012.6 | 21.5 | 25.3 | 18.2 | 19.5 | 76 | | | 45.1 | 16.1 | 38.5 | | | | | 2.6 | 1.4 | (西)風向別頻度%(東) | | 1.5 | 4日4時 | | 起日 | | | |
| 月 | 1010.0 | 1012.4 | 21.6 | 24.9 | 18.5 | 19.8 | 77 | | | 104.6 | 14.1 | 159.5 | | | | | 3.2 | 1.9 | (南)(0.3) | | 1.5 | ~5日4時 | | 1003.6 | | | |
| 年 | 1014.0 | 1014.9 | 19.8 | 23.1 | 16.7 | 17.0 | 73 | | 7.8@ | 110.6 | 13.4 | 213.9 | | | | | - | 2.6 | 8.1 | 20.6 | 13.8 | 13.3 | 4.4 | 可照時間 | | 日照率 | |

| 階級別 | 気温 °C | | | | | | | | 日降水量 mm | | | | | 日最深積雪 cm | | | | | 日最大風速 m/s | | | 日平均雲量 | | 日数 | 不照 | 大気現象 | | | 現象 | 平年 | | | | |
|-----|-------|------|------|-------|-------|-------|-------|-------|---------|------|------|-----|-----|----------|-----|-----|-----|------|-----------|-----|-----|-------|-------|----|----|------|---|----|-----|-----|------|------|--|--|
| | 最高<0 | 平均<0 | 最低<0 | 最高≥25 | 平均≥25 | 最低≥25 | 最高≥30 | 最高≥35 | ≥0.0 | ≥0.5 | ≥1.0 | ≥10 | ≥30 | ≥0 | ≥10 | ≥20 | ≥50 | ≥100 | ≥10 | ≥15 | ≥30 | <1.5 | ≥8.5 | | | 霜 | 霧 | 雷 | | | 霜 | 雪 | | |
| 日数 | 0 | 0 | 0 | 12 | 1 | 0 | 0 | 0 | 25 | 15 | 13 | 5 | 1 | | | | | | 3 | 0 | 0 | | | | | | | | | | | | | |
| 平年 | 0.0 | 0.0 | 0.0 | 7.3 | 0.4 | 0.0 | 0.1 | 0.0 | 23.0 | 14.1 | 12.7 | 6.2 | 2.2 | 0.0@ | 0.0 | 0.0 | 0.0 | 0.0 | 0.2 | 0.0 | 0.0 | 0.6@ | 15.6@ | | | | | 平年 | 5.6 | 0.0 | 0.0@ | 2.3@ | | |

気 象 月 表

地点番号 47942 地点名 沖永良部 (鹿児島県)

気象官署名 鹿児島地方気象台 2026年4月

| 日付 | 平均気圧 | | 気温 | | | 平均蒸気圧 hPa | 相対湿度 | | 平均雲量 10分比 | 日照時間 h | 全日 日射量 MJ/m ² | 降水量 | | | 最深積雪 cm | 降雪 深さ 合計 cm | 風速 | | | | | 天気概況 | | 大気現象 | 日付 | | |
|----|-----------|-----------|---------|---------|---------|--------------|---------|---------|--------------|-----------|--------------------------------|------------|------|------------|------------|----------------------|------|------|--------------|------|------|------------------|------------------|-------|-----------------|-----|-----|
| | 現地 hPa | 海面 hPa | 平均 ℃ | 最高 ℃ | 最低 ℃ | | 平均 % | 最小 % | | | | 最大 | | | | | 最大瞬間 | | 平均 m/s | 最大 | | 昼 06:00~18:00 | 夜 18:00~06:00 | | | | |
| | | | | | | mm | | | 1時間 mm | 10分 mm | m/s | 風向 16方位 | m/s | 風向 16方位 | 風向 16方位 | 風向 16方位 | | | | | | | | | | | |
| 1 | 1007.5 | 1010.9 | 21.0 | 24.4 | 19.2 | 22.6 | 90 | 79 | | 0.2 | | 48.5 | 24.0 | 12.0 | | | 6.5 | 11.8 | SSW | 15.4 | SSW | | | ● = | 1 | | |
| 2 | 1013.4 | 1016.8 | 19.9 | 22.6 | 17.6 | 15.4 | 66 | 58 | | 10.3 | | 0.0 | 0.0 | 0.0 | | | 5.0 | 6.7 | N | 10.8 | N | | | ● | 2 | | |
| 3 | 1012.0 | 1015.4 | 20.2 | 22.7 | 17.4 | 16.8 | 71 | 61 | | 2.3 | | 0.0 | 0.0 | 0.0 | | | 5.2 | 11.7 | S | 15.9 | SSE | | | ● | 3 | | |
| 4 | 1005.1 | 1008.5 | 20.7 | 22.7 | 18.8 | 22.1 | 91 | 78 | | 0.0 | | 45.5 | 16.0 | 9.0 | | | 7.6 | 14.5 | SSW | 18.5 | S | | | ● = | 4 | | |
| 5 | 1008.8 | 1012.2 | 19.8 | 22.8 | 17.7 | 19.1 | 83 | 65 | | 6.2 | | 5.5 | 2.0 | 1.0 | | | 2.7 | 5.2 | NE | 6.7 | NE | | | ● | 5 | | |
| 6 | 1008.7 | 1012.1 | 21.8 | 23.6 | 20.0 | 23.8 | 91 | 84 | | 2.3 | | 10.0 | 8.0 | 5.0 | | | 4.1 | 10.4 | SSW | 12.9 | SSW | | | ● | 6 | | |
| 7 | 1007.2 | 1010.6 | 21.6 | 23.1 | 19.4 | 21.3 | 81 | 53 | | 0.0 | | 26.0 | 7.0 | 2.5 | | | 7.9 | 11.8 | SSW | 14.9 | N | | | ● = | 7 | | |
| 8 | 1013.8 | 1017.2 | 20.6 | 23.8 | 17.7 | 16.8 | 69 | 58 | | 10.2 | | - | - | - | | | 6.3 | 8.5 | NNE | 12.3 | NE | | | | 8 | | |
| 9 | 1010.3 | 1013.7 | 22.4 | 23.8 | 20.7 | 23.2 | 85 | 75 | | 4.2 | | 0.0 | 0.0 | 0.0 | | | 6.9 | 9.0 | S | 12.9 | S | | | ● = | 9 | | |
| 10 | 1007.2 | 1010.6 | 24.5 | 27.2 | 22.8 | 27.5 | 90 | 76 | | 7.2 | | 1.0 | 1.0 | 0.5 | | | 7.1 | 10.6 | SW | 13.9 | SW | | | ● = | 10 | | |
| 11 | 1008.7 | 1012.1 | 22.6 | 24.6 | 21.7 | 23.5 | 86 | 74 | | 1.4 | | 2.5 | 1.5 | 1.0 | | | 3.2 | 5.7 | ENE | 8.2 | WSW | | | ● = | 11 | | |
| 12 | 1009.3 | 1012.7 | 23.3 | 25.0 | 21.7 | 26.1 | 91 | 84 | | 0.7 | | 0.5 | 0.5 | 0.5 | | | 4.6 | 7.4 | SSW | 9.3 | SSW | | | ● = | 12 | | |
| 13 | 1009.2 | 1012.6 | 24.6 | 28.8 | 22.1 | 27.6 | 90 | 69 | | 5.3 | | 0.0 | 0.0 | 0.0 | | | 5.0 | 9.2 | SW | 12.9 | SW | | | ● = | 13 | | |
| 14 | 1008.3 | 1011.6 | 24.4 | 28.0 | 22.0 | 27.6 | 91 | 73 | | 3.4 | | 0.0 | 0.0 | 0.0 | | | 3.7 | 6.8 | SSW | 9.8 | SW | | | ● = | 14 | | |
| 15 | 1007.1 | 1010.5 | 23.7 | 26.8 | 22.1 | 25.4 | 87 | 74 | | 2.6 | | 0.0 | 0.0 | 0.0 | | | 3.6 | 5.4 | NW | 8.2 | NNW | | | ● = | 15 | | |
| 16 | 1008.9 | 1012.3 | 23.2 | 25.4 | 21.9 | 21.1 | 74 | 63 | | 10.0 | | 0.5 | 0.5 | 0.5 | | | 3.9 | 6.5 | ESE | 9.8 | ESE | | | ● = | 16 | | |
| 17 | 1009.1 | 1012.5 | 23.4 | 26.0 | 22.0 | 22.4 | 78 | 67 | | 5.2 | | 0.0 | 0.0 | 0.0 | | | 4.5 | 7.6 | ESE | 10.8 | ESE | | | ● = | 17 | | |
| 18 | 1007.6 | 1011.0 | 22.3 | 24.0 | 21.0 | 24.9 | 92 | 86 | | 0.4 | | 5.5 | 1.5 | 0.5 | | | 3.2 | 8.8 | S | 12.3 | S | | | ● = | 18 | | |
| 19 | 1007.6 | 1011.0 | 22.1 | 25.0 | 20.0 | 21.9 | 82 | 70 | | 3.8 | | 0.0 | 0.0 | 0.0 | | | 2.6 | 4.8 | NW | 8.2 | NNW | | | ● = | 19 | | |
| 20 | 1009.6 | 1013.0 | 21.9 | 25.5 | 19.0 | 18.6 | 71 | 59 | | 7.7 | | 0.0 | 0.0 | 0.0 | | | 3.7 | 6.1 | NNW | 9.8 | N | | | ● = | 20 | | |
| 21 | 1011.8 | 1015.2 | 22.6 | 25.5 | 20.9 | 20.9 | 76 | 64 | | 4.6 | | 0.0 | 0.0 | 0.0 | | | 3.8 | 6.5 | N | 9.3 | N | | | ● | 21 | | |
| 22 | 1008.5 | 1011.9 | 23.4 | 25.8 | 22.0 | 21.9 | 76 | 63 | | 9.1 | | 0.0 | 0.0 | 0.0 | | | 6.2 | 10.0 | SSW | 12.9 | SSW | | | ● | 22 | | |
| 23 | 1004.0 | 1007.4 | 22.7 | 24.1 | 21.4 | 25.5 | 92 | 82 | | 0.1 | | 36.0 | 18.5 | 8.5 | | | 6.6 | 12.7 | SSW | 15.4 | SSW | | | ● = | 23 | | |
| 24 | 1007.9 | 1011.3 | 21.2 | 23.0 | 20.2 | 21.4 | 85 | 74 | | 1.0 | | 12.5 | 6.0 | 2.5 | | | 3.5 | 4.9 | NW | 8.7 | NW | | | ● = | 24 | | |
| 25 | 1011.5 | 1014.9 | 21.5 | 24.0 | 19.4 | 19.0 | 75 | 61 | | 0.8 | | 0.0 | 0.0 | 0.0 | | | 2.1 | 4.8 | NNW | 7.2 | NNW | | | ● = ∞ | 25 | | |
| 26 | 1009.6 | 1013.0 | 19.9 | 23.6 | 18.1 | 19.0 | 82 | 63 | | 3.3 | | 15.0 | 7.0 | 2.0 | | | 2.7 | 5.3 | SSW | 8.7 | NW | | | ● | 26 | | |
| 27 | 1011.1 | 1014.5 | 20.2 | 23.5 | 16.2 | 16.0 | 68 | 58 | | 12.0 | | - | - | - | | | 2.6 | 4.5 | NW | 7.7 | NW | | | | 27 | | |
| 28 | 1012.3 | 1015.7 | 20.2 | 24.1 | 16.4 | 16.7 | 71 | 58 | | 11.7 | | 0.0 | 0.0 | 0.0 | | | 1.7 | 3.6 | S | 5.1 | SW | | | ● = ∞ | 28 | | |
| 29 | 1011.9 | 1015.3 | 21.6 | 24.1 | 17.2 | 19.4 | 75 | 63 | | 5.7 | | 5.0 | 5.0 | 4.0 | | | 2.6 | 7.9 | S | 10.8 | S | | | ● | 29 | | |
| 30 | 1008.6 | 1012.0 | 22.8 | 26.2 | 19.6 | 26.2 | 94 | 87 | | 0.7 | | 17.5 | 11.0 | 6.0 | | | 5.8 | 11.3 | SSW | 14.4 | S | | | ● = | 30 | | |
| 上旬 | 1009.4 | 1012.8 | 21.3 | 23.7 | 19.1 | 20.9 | 82 | | | 42.9 | | 136.5 | | | | | 5.9 | 12.8 | 7.6 | 7.6 | 4.7 | 3.3 | 月最大24時間降水量 | | 最低海面気圧 | | |
| 中旬 | 1008.5 | 1011.9 | 23.2 | 25.9 | 21.4 | 23.9 | 84 | | | 40.5 | | 9.0 | | | | | 3.8 | 6.3 | (北) | | 2.5 | | mm | 期間 | | | |
| 下旬 | 1009.7 | 1013.1 | 21.6 | 24.4 | 19.1 | 20.6 | 79 | | | 49.0 | | 86.0 | | | | | 3.8 | 3.9 | (西)風向別頻度%(東) | | 3.8 | | 48.5 | 23日7時 | | | |
| 月 | 1009.2 | 1012.6 | 22.0 | 24.7 | 19.9 | 21.8 | 82 | | | 132.4 | | 231.5 | | | | | 4.5 | 4.2 | (南)(0.1) | | 5.3 | | 起日 | 23* | 23日7時 ~24日6時 | hPa | 起日 |
| 半年 | 1011.5 | 1015.0 | 20.5 | 23.0 | 18.2 | 18.5 | 76 | | | 7.3@ | 136.4 | 146.4 | | | | | -@ | 5.5 | 6.7 | 13.2 | 11.1 | 4.3 | 2.6 | 日照時間 | h | 日照率 | 35% |

| 階級別 | 気温 °C | | | | | | | | 日降水量 mm | | | | | 日最深積雪 cm | | | | | 日最大風速 m/s | | | 日平均雲量 | | 日数 | 不照 | 大気現象 | | | 現象 | 半年 | | |
|-----|----------|----------|----------|-----------|-----------|-----------|-----------|-----------|---------|------|------|-----|-----|----------|------|------|------|------|-----------|-----|-----|-------|-------|----|-----|------|-----|------|----|----|---|---|
| | 最高 <0 | 平均 <0 | 最低 <0 | 最高 ≥25 | 平均 ≥25 | 最低 ≥25 | 最高 ≥30 | 最高 ≥35 | ≥0.0 | ≥0.5 | ≥1.0 | ≥10 | ≥30 | ≥0 | ≥10 | ≥20 | ≥50 | ≥100 | ≥10 | ≥15 | ≥30 | <1.5 | ≥8.5 | | | 日数 | 不照 | 雪 | | | 霧 | 雷 |
| 日数 | 0 | 0 | 0 | 12 | 0 | 0 | 0 | 0 | 28 | 15 | 13 | 8 | 3 | | | | | | 9 | 0 | 0 | | | | | 2 | | | | | | |
| 半年 | 0.0 | 0.0 | 0.0 | 5.5 | 0.1 | 0.0 | 0.0 | 0.0 | 22.0 | 12.0 | 10.6 | 4.9 | 1.4 | 0.0@ | 0.0@ | 0.0@ | 0.0@ | 0.0@ | 8.2 | 0.3 | 0.0 | 1.8@ | 14.2@ | 半年 | 5.1 | 0.0 | 1.0 | 2.4@ | 霜 | 初終 | | |

地域気象観測降水量月報

2026年4月 単位:mm 1/3頁

| 観測所名 | 阿久根 | 出水 | 大口 | 紫尾山 | さつま柏原 | 中甌 | 川内 | 溝辺 | 八重山 | 東市来 | 牧之原 | 鹿児島 | 輝北 | 大隅 | 加世田 | 吉ヶ別府 |
|-----------|----------|----------|----------|----------|----------|----------|----------|----------|----------|----------|----------|----------|----------|----------|---------|----------|
| 日付 | | | | | | | | | | | | | | | | |
| 1 | 11.5 | 11.0 | 12.0 | 13.5 | 10.5 | 10.0 | 9.5 | 16.0 | 18.0 | 12.5 | 24.5 | 19.0 | 25.5 | 21.5 | 19.0 | 27.5 |
| 2 | 0.0 | 0.0 | 0.0 | 0.5 | 0.0 | 0.0 | 0.0 | 0.0 | 0.0 | 0.0 | 0.5 | 0.0 | 0.5 | 0.0 | 0.5 | 0.0 |
| 3 | 0.0 | 0.0 | 0.5 | 0.5 | 0.0 | 0.0 | 0.0 | 0.0 | 0.5 | 0.0 | 0.5 | 0.0 | 0.0 | 0.0 | 0.0 | 0.0 |
| 4 | 19.5 | 16.0 | 25.5 | 47.5 | 24.5 | 28.5 | 25.0 | 58.0 | 56.5 | 23.5 | 17.0 | 32.0 | 29.5 | 48.0 | 49.0 | 39.0 |
| 5 | 0.0 | 0.0 | 0.0 | 0.0 | 0.0 | 0.0 | 0.5 | 0.0 | 0.0 | 0.0 | 0.0 | 0.0 | 0.0 | 0.0 | 0.0 | 0.0 |
| 6 | 1.0 | 0.0 | 1.0 | 1.5 | 2.0 | 1.5 | 2.0 | 3.0 | 3.0 | 2.5 | 2.0 | 2.0 | 3.0 | 3.0 | 1.5 | 3.0 |
| 7 | 6.0 | 5.0 | 7.0 | 7.5 | 5.0 | 5.0 | 3.5 | 6.0 | 5.0 | 4.5 | 9.5 | 7.5 | 10.5 | 11.5 | 6.0 | 12.0 |
| 8 | 0.0 | 0.0 | 0.0 | 0.0 | 0.0 | 0.0 | 0.0 | 0.0 | 0.0 | 0.0 | 0.0 | 0.0 | 0.0 | 0.0 | 0.0 | 0.0 |
| 9 | 4.5 | 0.0 | 4.5 | 6.0 | 5.5 | 10.5 | 3.0 | 3.0 | 3.5 | 1.5 | 0.5 | 1.0 | 1.0 | 1.0 | 3.0 | 2.5 |
| 10 | 27.0 | 42.0 | 38.0 | 54.0 | 32.5 | 19.0 | 13.0 | 23.5 | 35.5 | 18.0 | 50.0 | 34.0 | 32.0 | 26.0 | 19.0 | 31.5 |
| 11 | 0.0 | 0.0 | 0.0 | 0.0 | 0.0 | 0.0 | 0.0 | 0.0 | 0.0 | 0.0 | 0.0 | 0.0 | 0.0 | 0.0 | 0.0 | 0.0 |
| 12 | 0.5 | 0.0 | 0.5 | 1.0 | 1.5 | 4.5 | 1.5 | 2.0 | 3.0 | 4.5 | 3.5 | 4.5 | 3.0 | 3.0 | 10.0 | 5.5 |
| 13 | 9.0 | 9.5 | 14.0 | 10.0 | 16.0 | 7.5 | 12.5 | 18.5 | 14.5 | 13.0 | 10.5 | 11.0 | 15.0 | 13.0 | 12.0 | 23.5 |
| 14 | 27.0 | 17.0 | 19.5 | 42.0 | 32.0 | 19.5 | 22.5 | 29.0 | 22.5 | 17.5 | 28.0 | 22.5 | 29.0 | 23.5 | 11.0 | 46.5 |
| 15 | 2.5 | 2.0 | 2.5 | 6.5 | 3.0 | 2.0 | 1.5 | 1.5 | 6.0 | 4.5 | 3.0 | 1.0 | 3.0 | 1.5 | 0.5 | 2.5 |
| 16 | 0.0 | 0.0 | 0.0 | 0.0 | 0.0 | 0.0 | 0.0 | 0.0 | 0.0 | 0.0 | 0.0 | 0.0 | 0.0 | 0.0 | 0.0 | 0.0 |
| 17 | 0.0 | 0.0 | 0.0 | 0.0 | 0.0 | 0.0 | 0.0 | 0.0 | 0.0 | 0.0 | 0.0 | 0.0 | 0.0 | 0.0 | 0.0 | 0.0 |
| 18 | 20.5 | 8.5 | 5.0 | 13.5 | 7.0 | 19.0 | 8.5 | 5.0 | 15.5 | 9.5 | 4.0 | 6.0 | 4.5 | 0.0 | 2.5 | 0.5 |
| 19 | 33.5 | 36.5 | 40.0 | 41.0 | 46.5 | 39.0 | 59.0 | 48.5 | 46.5 | 40.0 | 42.5 | 44.0 | 31.5 | 35.0 | 26.0 | 49.5 |
| 20 | 5.0 | 3.0 | 3.0 | 4.5 | 8.0 | 0.5 | 13.0 | 5.0 | 3.5 | 1.5 | 16.5 | 3.5 | 13.0 | 8.5 | 1.5 | 0.5 |
| 21 | 0.0 | 0.0 | 0.0 | 0.0 | 0.0 | 0.0 | 0.0 | 0.0 | 0.0 | 0.0 | 0.0 | 0.0 | 0.0 | 0.0 | 0.0 | 0.0 |
| 22 | 14.5 | 11.0 | 7.0 | 19.0 | 11.5 | 23.5 | 13.0 | 11.5 | 16.5 | 15.0 | 17.0 | 17.5 | 14.5 | 14.0 | 12.0 | 18.0 |
| 23 | 9.5 | 8.5 | 23.0 | 21.0 | 17.5 | 15.5 | 8.0 | 18.5 | 18.0 | 10.5 | 22.0 | 28.5 | 25.5 | 25.0 | 16.0 | 36.5 |
| 24 | 2.5 | 2.0 | 3.0 | 9.5 | 5.0 | 5.0 | 5.0 | 4.5 | 9.5 | 3.0 | 3.5 | 6.5 | 4.0 | 5.0 | 0.0 | 9.0 |
| 25 | 0.0 | 0.0 | 0.0 | 1.0 | 0.0 | 0.0 | 0.5 | 0.5 | 0.0 | 0.0 | 2.0 | 0.5 | 1.5 | 2.0 | 0.0 | 0.5 |
| 26 | 37.0 | 26.5 | 29.0 | 26.0 | 30.0 | 25.0 | 24.5 | 18.0 | 27.0 | 17.5 | 6.0 | 20.0 | 12.5 | 17.0 | 8.5 | 18.0 |
| 27 | 0.0 | 0.0 | 0.0 | 0.0 | 0.0 | 0.0 | 0.0 | 0.0 | 0.0 | 0.0 | 0.0 | 0.0 | 0.0 | 0.0 | 0.5 | 0.0 |
| 28 | 0.0 | 0.0 | 0.0 | 0.0 | 0.0 | 0.0 | 0.0 | 0.0 | 0.0 | 0.0 | 0.0 | 0.0 | 0.0 | 0.0 | 0.0 | 0.0 |
| 29 | 1.0 | 0.0 | 0.0 | 1.5 | 0.5 | 3.0 | 0.5 | 0.5 | 2.0 | 1.5 | 1.0 | 2.5 | 1.0 | 0.5 | 2.0 | 0.0 |
| 30 | 26.0 | 28.0 | 33.0 | 36.0 | 34.5 | 21.0 | 29.0 | 30.5 | 32.5 | 26.5 | 44.0 | 27.0 | 42.5 | 35.5 | 22.0 | 40.0 |
| 31 | | | | | | | | | | | | | | | | |
| 最大日降水量 | 37.0 | 42.0 | 40.0 | 54.0 | 46.5 | 39.0 | 59.0 | 58.0 | 56.5 | 40.0 | 50.0 | 44.0 | 42.5 | 48.0 | 49.0 | 49.5 |
| 起日 | 26 | 10 | 19 | 10 | 19 | 19 | 19 | 4 | 4 | 19 | 10 | 19 | 30 | 4 | 4 | 19 |
| 最大1時間降水量 | 23.0 | 30.0 | 19.0 | 21.5 | 20.5 | 16.5 | 15.0 | 17.5 | 21.0 | 15.0 | 23.0 | 17.5 | 12.5 | 13.5 | 25.5 | 19.0 |
| 起日 時分 | 26 14:23 | 10 06:49 | 10 07:17 | 10 07:05 | 26 15:20 | 26 14:21 | 26 15:06 | 4 09:46 | 26 15:00 | 10 07:55 | 10 09:06 | 26 15:41 | 10 09:33 | 26 16:00 | 4 09:28 | 10 10:16 |
| 最大10分間降水量 | 9.0 | 11.5 | 14.0 | 11.5 | 9.5 | 11.0 | 4.5 | 8.0 | 12.5 | 7.5 | 13.0 | 9.0 | 8.0 | 7.0 | 11.0 | 9.5 |
| 起日 時分 | 26 13:57 | 10 06:19 | 10 06:59 | 10 06:34 | 10 06:53 | 10 05:53 | 26 14:57 | 10 07:34 | 10 07:08 | 10 07:05 | 10 11:29 | 10 11:16 | 10 08:51 | 10 09:05 | 4 09:27 | 10 09:41 |
| 上旬合計 | 69.5 | 74.0 | 88.5 | 131.0 | 80.0 | 74.5 | 56.5 | 109.5 | 122.0 | 62.5 | 104.5 | 95.5 | 102.0 | 111.0 | 98.0 | 115.5 |
| 中旬合計 | 98.0 | 76.5 | 84.5 | 118.5 | 114.0 | 92.0 | 118.5 | 109.5 | 111.5 | 90.5 | 108.0 | 92.5 | 99.0 | 84.5 | 63.5 | 128.5 |
| 下旬合計 | 90.5 | 76.0 | 95.0 | 114.0 | 99.0 | 93.0 | 80.5 | 84.0 | 105.5 | 74.0 | 95.5 | 102.5 | 101.5 | 99.0 | 61.0 | 122.0 |
| 月合計 | 258.0 | 226.5 | 268.0 | 363.5 | 293.0 | 259.5 | 255.5 | 303.0 | 339.0 | 227.0 | 308.0 | 290.5 | 302.5 | 294.5 | 222.5 | 366.0 |
| 1mm以上日数 | 18 | 15 | 17 | 20 | 18 | 18 | 18 | 18 | 19 | 19 | 19 | 19 | 20 | 18 | 17 | 16 |
| 10mm以上日数 | 9 | 8 | 9 | 11 | 10 | 11 | 9 | 10 | 11 | 10 | 10 | 10 | 12 | 11 | 10 | 11 |
| 30mm以上日数 | 2 | 2 | 3 | 5 | 5 | 1 | 1 | 3 | 4 | 1 | 3 | 3 | 3 | 3 | 1 | 6 |
| 50mm以上日数 | 0 | 0 | 0 | 1 | 0 | 0 | 1 | 1 | 1 | 0 | 1 | 0 | 0 | 0 | 0 | 0 |
| 70mm以上日数 | 0 | 0 | 0 | 0 | 0 | 0 | 0 | 0 | 0 | 0 | 0 | 0 | 0 | 0 | 0 | 0 |
| 100mm以上日数 | 0 | 0 | 0 | 0 | 0 | 0 | 0 | 0 | 0 | 0 | 0 | 0 | 0 | 0 | 0 | 0 |

地域気象観測降水量月報

2026年4月 単位:mm 2/3頁

| 観測所名 | 志布志 | 喜入 | 鹿屋 | 肝付前田 | 枕崎 | 指宿 | 内之浦 | 田代 | 佐多 | 種子島 | 中種子 | 上中 | 屋久島 | 尾之間 | 中之島 | 平島 |
|------------|----------|----------|----------|----------|----------|---------|---------|----------|---------|---------|---------|---------|---------|----------|----------|----------|
| 日付 | | | | | | | | | | | | | | | | |
| 1 | 25.0 | 25.0 | 28.0 | 33.0 | 23.0 | 24.0 | 39.5 | 41.5 | 38.5 | 23.0 | 13.5 | 53.0 | 38.0 | 27.0 | 40.5 | 38.5 |
| 2 | 0.0 | 0.0 | 0.0 | 0.0 | 0.0 | 0.0 | 0.0 | 0.0 | 0.0 | 0.0 | 0.0 | 0.0 | 0.0 | 0.0 | 0.0 | 0.0 |
| 3 | 0.0 | 0.0 | 0.0 | 0.0 | 0.0 | 0.0 | 0.0 | 0.0 | 0.0 | 0.0 | 0.0 | 0.0 | 0.0 | 0.0 | 0.0 | 0.0 |
| 4 | 26.5 | 33.5 | 22.5 | 20.5 | 25.0 | 47.5 | 138.0 | 70.5 | 60.5 | 60.0 | 52.5 | 31.5 | 214.5 | 35.5 | 33.0 | 22.5 |
| 5 | 0.5 | 0.0 | 0.0 | 0.0 | 0.0 | 0.0 | 0.0 | 0.0 | 0.0 | 0.0 | 0.0 | 0.0 | 0.0 | 0.0 | 0.0 | 0.0 |
| 6 | 2.0 | 3.0 | 2.0 | 2.0 | 3.0 | 2.0 | 3.0 | 2.5 | 2.0 | 7.5 | 6.5 | 6.0 | 5.0 | 9.5 | 25.5 | 25.0 |
| 7 | 13.0 | 12.0 | 13.5 | 19.5 | 12.5 | 17.0 | 21.5 | 31.0 | 27.0 | 36.0 | 26.5 | 44.0 | 30.5 | 62.5 | 52.5 | 15.0 |
| 8 | 0.0 | 0.0 | 0.0 | 0.0 | 0.0 | 0.0 | 0.0 | 0.0 | 0.0 | 0.0 | 0.0 | 0.0 | 0.0 | 0.0 | 0.0 | 0.0 |
| 9 | 0.0 | 4.0 | 0.0 | 0.0 | 1.5 | 1.0 | 0.0 | 0.0 | 1.0 | 0.0 | 0.0 | 0.0 | 2.5 | 8.0 | 0.5 | 0.0 |
| 10 | 4.5 | 29.0 | 5.0 | 6.0 | 3.5 | 9.5 | 8.5 | 8.0 | 1.0 | 21.0 | 7.5 | 3.0 | 14.0 | 1.5 | 4.5 | 7.0 |
| 11 | 0.0 | 0.0 | 0.0 | 0.0 | 0.0 | 0.0 | 0.0 | 0.0 | 0.0 | 0.0 | 0.0 | 0.0 | 0.0 | 0.0 | 0.0 | 0.0 |
| 12 | 2.5 | 9.5 | 6.0 | 6.5 | 14.5 | 14.5 | 8.5 | 17.5 | 12.0 | 6.5 | 3.5 | 1.5 | 3.5 | 1.5 | 22.5 | 12.5 |
| 13 | 20.5 | 20.0 | 16.0 | 15.5 | 8.0 | 16.0 | 23.5 | 19.5 | 16.5 | 28.5 | 13.0 | 17.0 | 28.5 | 15.5 | 47.5 | 60.5 |
| 14 | 26.5 | 26.5 | 21.5 | 21.0 | 16.0 | 18.0 | 23.5 | 14.5 | 8.0 | 10.0 | 4.0 | 4.5 | 4.0 | 8.0 | 9.5 | 6.5 |
| 15 | 4.5 | 1.5 | 1.0 | 1.0 | 0.5 | 0.0 | 0.5 | 0.5 | 0.0 | 0.0 | 0.0 | 0.0 | 0.5 | 0.0 | 0.0 | 0.0 |
| 16 | 0.0 | 0.0 | 0.0 | 0.0 | 0.0 | 0.0 | 0.0 | 0.0 | 0.0 | 0.0 | 0.0 | 0.0 | 0.0 | 0.0 | 0.0 | 0.0 |
| 17 | 0.0 | 0.0 | 0.0 | 0.0 | 0.0 | 0.0 | 0.0 | 0.0 | 0.0 | 0.0 | 0.0 | 0.0 | 0.0 | 0.0 | 0.0 | 0.0 |
| 18 | 0.0 | 1.0 | 0.0 | 0.0 | 1.5 | 0.0 | 0.0 | 0.0 | 0.0 | 1.0 | 0.5 | 1.0 | 1.0 | 1.5 | 14.5 | 18.5 |
| 19 | 20.0 | 25.5 | 24.0 | 19.0 | 19.5 | 17.0 | 17.0 | 7.0 | 10.5 | 18.0 | 44.5 | 44.5 | 53.5 | 35.5 | 56.0 | 21.0 |
| 20 | 5.5 | 7.5 | 0.5 | 1.5 | 0.0 | 3.0 | 6.5 | 15.5 | 0.5 | 1.0 | 0.5 | 0.0 | 5.5 | 0.0 | 0.0 | 0.0 |
| 21 | 0.0 | 0.0 | 0.0 | 0.0 | 0.0 | 0.0 | 0.0 | 0.0 | 0.0 | 0.0 | 0.0 | 0.0 | 0.0 | 0.0 | 0.0 | 0.0 |
| 22 | 10.5 | 19.5 | 13.5 | 14.5 | 12.5 | 17.5 | 12.5 | 12.0 | 13.0 | 16.0 | 17.5 | 33.0 | 16.0 | 35.5 | 17.5 | 2.5 |
| 23 | 30.5 | 25.5 | 17.5 | 24.0 | 32.5 | 24.0 | 49.0 | 39.0 | 41.5 | 41.0 | 22.5 | 41.0 | 27.5 | 79.5 | 95.0 | 6.5 |
| 24 | 1.5 | 7.0 | 1.5 | 0.0 | 1.0 | 2.0 | 1.0 | 0.5 | 0.5 | 0.0 | 2.5 | 1.0 | 1.0 | 0.0 | 0.5 | 0.5 |
| 25 | 3.0 | 0.0 | 1.5 | 5.5 | 0.0 | 0.5 | 2.0 | 1.5 | 1.0 | 0.5 | 3.0 | 2.0 | 35.5 | 2.0 | 5.0 | 5.5 |
| 26 | 11.5 | 9.0 | 12.0 | 8.5 | 4.5 | 1.5 | 6.0 | 9.5 | 9.5 | 2.5 | 8.0 | 11.0 | 15.0 | 1.5 | 11.5 | 3.0 |
| 27 | 0.0 | 0.0 | 0.0 | 0.0 | 0.0 | 0.0 | 0.0 | 0.0 | 0.0 | 0.0 | 3.0 | 0.0 | 0.0 | 0.0 | 0.0 | 0.0 |
| 28 | 0.0 | 0.0 | 0.0 | 0.0 | 0.0 | 0.0 | 0.0 | 0.0 | 0.0 | 0.0 | 0.0 | 0.0 | 0.0 | 0.0 | 0.0 | 0.0 |
| 29 | 0.5 | 0.5 | 0.0 | 0.5 | 0.5 | 0.5 | 0.0 | 0.0 | 0.0 | 0.0 | 0.0 | 0.0 | 0.0 | 0.0 | 0.0 | 0.0 |
| 30 | 30.5 | 30.5 | 25.5 | 32.0 | 16.0 | 23.0 | 48.5 | 27.0 | 21.0 | 57.0 | 42.5 | 42.5 | 72.5 | 50.0 | 54.0 | 43.0 |
| 31 | | | | | | | | | | | | | | | | |
| 最大日降水量 | 30.5 | 33.5 | 28.0 | 33.0 | 32.5 | 47.5 | 138.0 | 70.5 | 60.5 | 60.0 | 52.5 | 53.0 | 214.5 | 79.5 | 95.0 | 60.5 |
| 起日 | 30 | 4 | 1 | 1 | 23 | 4 | 4 | 4 | 4 | 4 | 4 | 1 | 4 | 23 | 23 | 13 |
| 最大1時間降水量 | 12.0 | 23.5 | 8.5 | 10.0 | 17.5 | 25.0 | 49.0 | 18.5 | 28.0 | 28.0 | 24.5 | 26.0 | 45.5 | 30.0 | 79.0 | 27.5 |
| 起日 時分 | 23 05:01 | 10 09:36 | 23 04:46 | 23 04:41 | 23 04:30 | 4 10:35 | 4 10:01 | 4 10:54 | 4 10:38 | 4 12:31 | 4 13:18 | 1 15:34 | 4 10:09 | 23 06:48 | 23 06:29 | 13 09:47 |
| 最大10分間降水量 | 3.0 | 13.0 | 4.0 | 5.0 | 4.0 | 12.0 | 11.5 | 5.0 | 7.5 | 16.5 | 8.0 | 15.0 | 9.5 | 7.5 | 21.5 | 14.0 |
| 起日 時分 | 26 16:16 | 10 08:46 | 19 21:08 | 30 14:23 | 23 04:03 | 4 10:25 | 4 09:48 | 23 05:47 | 4 10:32 | 4 11:48 | 4 13:14 | 1 15:24 | 4 10:09 | 30 09:45 | 23 06:29 | 13 03:56 |
| 上旬合計 | 71.5 | 106.5 | 71.0 | 81.0 | 68.5 | 101.0 | 210.5 | 153.5 | 130.0 | 147.5 | 106.5 | 137.5 | 304.5 | 144.0 | 156.5 | 108.0 |
| 中旬合計 | 79.5 | 91.5 | 69.0 | 64.5 | 60.0 | 68.5 | 79.5 | 74.5 | 47.5 | 65.0 | 66.0 | 68.5 | 96.5 | 62.0 | 150.0 | 119.0 |
| 下旬合計 | 88.0 | 92.0 | 71.5 | 85.0 | 67.0 | 69.0 | 119.0 | 89.5 | 86.5 | 117.0 | 99.0 | 130.5 | 167.5 | 168.5 | 183.5 | 61.0 |
| 月合計 | 239.0 | 290.0 | 211.5 | 230.5 | 195.5 | 238.5 | 409.0 | 317.5 | 264.0 | 329.5 | 271.5 | 336.5 | 568.5 | 374.5 | 490.0 | 288.0 |
| 1mm 以上日数 | 17 | 18 | 16 | 16 | 16 | 16 | 16 | 15 | 15 | 15 | 16 | 16 | 18 | 16 | 15 | 15 |
| 10mm 以上日数 | 10 | 10 | 10 | 9 | 9 | 10 | 9 | 10 | 9 | 10 | 8 | 9 | 11 | 8 | 12 | 9 |
| 30mm 以上日数 | 2 | 2 | 0 | 2 | 1 | 1 | 4 | 4 | 3 | 4 | 3 | 7 | 6 | 6 | 7 | 3 |
| 50mm 以上日数 | 0 | 0 | 0 | 0 | 0 | 0 | 1 | 1 | 1 | 2 | 1 | 1 | 3 | 3 | 4 | 1 |
| 70mm 以上日数 | 0 | 0 | 0 | 0 | 0 | 0 | 1 | 1 | 0 | 0 | 0 | 0 | 2 | 1 | 1 | 0 |
| 100mm 以上日数 | 0 | 0 | 0 | 0 | 0 | 0 | 1 | 0 | 0 | 0 | 0 | 0 | 1 | 0 | 0 | 0 |

地域気象観測降水量月報

2026年4月 単位:mm 3/3頁

| 観測所名 | 諏訪之瀬島 | 小宝島 | 宝島 | 笠利 | 名瀬 | 喜界島 | 古仁屋 | 天城 | 伊仙 | 沖永良部 | 与論島 |
|------------|----------|----------|----------|---------|---------|---------|---------|---------|---------|---------|----------|
| 日付 | | | | | | | | | | | |
| 1 | 46.0 | 40.0 | 43.5 | 12.5 | 9.0 | 24.0 | 16.5 | 58.0 | 21.5 | 48.5 | 4.5 |
| 2 | 0.0 | 0.0 | 0.0 | 0.0 | 0.0 | 0.0 | 0.0 | 0.0 | 0.0 | 0.0 | 0.0 |
| 3 | 0.0 | 0.0 | 0.0 | 0.0 | 0.0 | 0.0 | 0.0 | 0.0 | 0.0 | 0.0 | 0.0 |
| 4 | 28.0 | 32.5 | 35.5 | 29.5 | 48.5 | 40.5 | 63.0 | 42.5 | 35.5 | 45.5 | 17.0 |
| 5 | 0.0 | 0.0 | 0.0 | 2.0 | 2.0 | 4.0 | 3.5 | 3.5 | 7.0 | 5.5 | 5.0 |
| 6 | 46.0 | 20.5 | 25.5 | 10.0 | 22.0 | 3.0 | 11.0 | 5.0 | 25.0 | 10.0 | 4.5 |
| 7 | 30.0 | 12.0 | 10.5 | 19.0 | 15.5 | 49.5 | 76.5 | 75.5 | 40.5 | 26.0 | 27.0 |
| 8 | 0.0 | 0.0 | 0.0 | 0.0 | 0.0 | 0.0 | 0.0 | 0.0 | 0.0 | 0.0 | 0.0 |
| 9 | 0.0 | 0.0 | 0.0 | 0.0 | 0.0 | 0.0 | 0.0 | 0.0 | 0.0 | 0.0 | 0.0 |
| 10 | 10.5 | 2.0 | 2.0 | 1.0 | 4.0 | 0.0 | 1.5 | 1.5 | 0.0 | 1.0 | 0.0 |
| 11 | 0.5 | 0.0 | 0.0 | 0.5 | 0.0 | 0.0 | 0.0 | 0.0 | 0.0 | 2.5 | 0.0 |
| 12 | 5.5 | 1.0 | 1.0 | 2.0 | 0.0 | 0.0 | 0.5 | 0.0 | 0.0 | 0.5 | 0.0 |
| 13 | 71.5 | 16.0 | 10.5 | 0.5 | 0.0 | 0.5 | 1.0 | 1.0 | 0.0 | 0.0 | 2.0 |
| 14 | 9.0 | 15.0 | 1.0 | 1.5 | 0.5 | 0.0 | 0.5 | 0.0 | 0.5 | 0.0 | 2.0 |
| 15 | 0.0 | 0.0 | 0.0 | 7.0 | 12.0 | 4.5 | 2.5 | 0.0 | 0.0 | 0.0 | 19.0 |
| 16 | 0.0 | 1.0 | 0.0 | 0.0 | 0.0 | 0.5 | 0.0 | 0.0 | 0.0 | 0.5 | 0.0 |
| 17 | 0.0 | 0.0 | 1.0 | 0.0 | 0.0 | 0.0 | 0.0 | 0.0 | 0.0 | 0.0 | 0.0 |
| 18 | 14.5 | 7.0 | 22.0 | 2.0 | 4.0 | 3.0 | 6.5 | 1.5 | 23.0 | 5.5 | 0.0 |
| 19 | 44.0 | 6.5 | 11.5 | 4.5 | 3.5 | 6.0 | 6.5 | 2.0 | 1.0 | 0.0 | 0.0 |
| 20 | 0.0 | 0.0 | 0.0 | 0.0 | 0.0 | 0.0 | 0.0 | 0.0 | 0.0 | 0.0 | 0.0 |
| 21 | 0.0 | 0.0 | 0.5 | 0.0 | 0.0 | 0.5 | 0.0 | 0.0 | 3.0 | 0.0 | 0.0 |
| 22 | 3.0 | 0.0 | 1.0 | 0.0 | 0.5 | 0.0 | 0.0 | 0.0 | 0.0 | 0.0 | 0.0 |
| 23 | 19.5 | 12.5 | 16.5 | 2.0 | 2.0 | 2.0 | 10.5 | 34.0 | 31.5 | 36.0 | 38.0 |
| 24 | 1.5 | 3.5 | 3.0 | 2.5 | 2.5 | 2.5 | 5.0 | 4.0 | 5.5 | 12.5 | 1.5 |
| 25 | 12.5 | 22.5 | 14.0 | 0.0 | 0.0 | 0.0 | 0.0 | 0.0 | 0.5 | 0.0 | 0.0 |
| 26 | 10.5 | 0.0 | 0.0 | 5.5 | 7.5 | 11.0 | 8.5 | 8.5 | 12.5 | 15.0 | 26.5 |
| 27 | 0.0 | 0.0 | 0.0 | 0.0 | 0.0 | 0.0 | 0.0 | 0.0 | 0.0 | 0.0 | 0.0 |
| 28 | 0.0 | 0.0 | 0.0 | 0.0 | 0.0 | 0.0 | 0.0 | 0.0 | 0.0 | 0.0 | 0.0 |
| 29 | 0.0 | 0.0 | 0.0 | 0.0 | 0.0 | 0.0 | 0.0 | 3.0 | 3.0 | 5.0 | 0.0 |
| 30 | 57.0 | 63.0 | 74.0 | 29.5 | 26.0 | 12.0 | 19.5 | 14.0 | 14.0 | 17.5 | 6.5 |
| 31 | | | | | | | | | | | |
| 最大日降水量 | 71.5 | 63.0 | 74.0 | 29.5 | 48.5 | 49.5 | 76.5 | 75.5 | 40.5 | 48.5 | 38.0 |
| 起日 | 13 | 30 | 30 | 30 | 4 | 7 | 7 | 7 | 7 | 1 | 23 |
| 最大1時間降水量 | 36.5 | 21.5 | 35.5 | 8.5 | 13.5 | 25.5 | 36.0 | 37.5 | 20.0 | 24.0 | 17.0 |
| 起日 時分 | 13 05:43 | 30 07:35 | 30 07:24 | 4 14:05 | 6 18:41 | 7 06:46 | 7 04:50 | 7 06:11 | 6 19:46 | 1 14:05 | 23 12:26 |
| 最大10分間降水量 | 15.5 | 11.5 | 18.5 | 6.0 | 7.0 | 7.5 | 17.5 | 12.0 | 8.5 | 12.0 | 8.5 |
| 起日 時分 | 13 05:07 | 13 10:50 | 30 06:59 | 4 13:15 | 6 18:00 | 4 14:19 | 7 04:50 | 1 12:47 | 7 06:24 | 1 13:42 | 15 00:26 |
| 上旬合計 | 160.5 | 107.0 | 117.0 | 74.0 | 101.0 | 121.0 | 172.0 | 186.0 | 129.5 | 136.5 | 58.0 |
| 中旬合計 | 145.0 | 46.5 | 47.0 | 18.0 | 20.0 | 14.5 | 17.5 | 4.5 | 24.5 | 9.0 | 23.0 |
| 下旬合計 | 104.0 | 101.5 | 109.0 | 39.5 | 38.5 | 28.0 | 43.5 | 63.5 | 70.0 | 86.0 | 72.5 |
| 月合計 | 409.5 | 255.0 | 273.0 | 131.5 | 159.5 | 163.5 | 233.0 | 254.0 | 224.0 | 231.5 | 153.5 |
| 1mm 以上日数 | 16 | 15 | 16 | 15 | 13 | 12 | 14 | 14 | 13 | 13 | 12 |
| 10mm 以上日数 | 12 | 9 | 10 | 5 | 5 | 5 | 6 | 5 | 8 | 8 | 5 |
| 30mm 以上日数 | 6 | 3 | 3 | 0 | 1 | 2 | 2 | 4 | 3 | 3 | 1 |
| 50mm 以上日数 | 2 | 1 | 1 | 0 | 0 | 0 | 2 | 2 | 0 | 0 | 0 |
| 70mm 以上日数 | 1 | 0 | 1 | 0 | 0 | 0 | 1 | 1 | 0 | 0 | 0 |
| 100mm 以上日数 | 0 | 0 | 0 | 0 | 0 | 0 | 0 | 0 | 0 | 0 | 0 |

地域気象観測風向・風速月報

2026年4月 単位:(m/s) 1/7頁

| 観測所名 | 阿久根 | | | | | | 大口 | | | | | | さつま柏原 | | | | | | 中郷 | | | | | | 川内 | | | | | | |
|------------|-----|-----|-----|------|--------|--------|-----|-----|-----|------|--------|--------|-------|-----|-----|------|--------|--------|-----|-----|-----|------|--------|--------|-----|-----|-----|------|--------|--------|----|
| | 日付 | 平均 | 最大 | 最大風向 | 最大瞬間風向 | 最大瞬間風向 | 最多 | 平均 | 最大 | 最大風向 | 最大瞬間風向 | 最大瞬間風向 | 最多 | 平均 | 最大 | 最大風向 | 最大瞬間風向 | 最大瞬間風向 | 最多 | 平均 | 最大 | 最大風向 | 最大瞬間風向 | 最大瞬間風向 | 最多 | 平均 | 最大 | 最大風向 | 最大瞬間風向 | 最大瞬間風向 | 最多 |
| 1 | 3.0 | 4.7 | ENE | 8.1 | NE | NE | 1.7 | 4.8 | WNW | 7.9 | NW | NW | 1.4 | 3.6 | NNE | 6.3 | NNE | N | 2.3 | 4.7 | E | 9.0 | WSW | W | 1.6 | 3.6 | NW | 6.0 | WNW | NW | |
| 2 | 3.3 | 6.3 | NW | 10.1 | WNW | WNW | 2.5 | 6.1 | WNW | 11.2 | NW | WNW | 1.9 | 6.0 | WNW | 11.1 | NW | NW | 2.6 | 5.6 | WNW | 10.7 | NW | WNW | 2.7 | 7.4 | NW | 11.9 | NW | NW | |
| 3 | 2.4 | 4.4 | S | 9.2 | SSE | E | 2.6 | 6.4 | E | 10.2 | E | E | 1.2 | 3.5 | S | 10.5 | S | SE | 2.6 | 7.1 | E | 13.4 | E | E | 3.8 | 8.1 | SSE | 13.2 | SE | E | |
| 4 | 4.3 | 6.7 | S | 17.7 | SSE | SSE | 3.0 | 6.2 | ESE | 10.9 | ESE | ESE | 2.4 | 5.4 | SW | 12.0 | SE | SW | 4.5 | 9.4 | ESE | 19.5 | ESE | WNW | 4.5 | 8.3 | SSE | 16.4 | SSE | SSE | |
| 5 | 2.8 | 5.2 | W | 8.0 | W | W | 1.7 | 6.3 | W | 9.9 | W | W | 1.7 | 5.4 | W | 10.9 | WNW | W | 2.1 | 3.4 | W | 6.6 | WSW | W | 2.3 | 5.1 | WNW | 8.1 | NW | NNE | |
| 6 | 2.3 | 4.2 | SSW | 8.6 | SW | S | 1.0 | 3.9 | W | 6.7 | W | ESE | 1.0 | 3.0 | WSW | 5.7 | SW | N | 2.0 | 4.6 | ESE | 10.3 | SE | ENE | 1.9 | 4.3 | S | 8.2 | S | NNE | |
| 7 | 4.1 | 7.2 | NE | 13.0 | ENE | NNE | 2.5 | 6.0 | NW | 12.5 | N | NNW | 2.3 | 6.0 | NW | 11.0 | WNW | N | 2.8 | 5.8 | W | 13.8 | NW | W | 2.6 | 5.8 | NNW | 11.0 | WNW | NNW | |
| 8 | 2.9 | 4.6 | NNE | 7.9 | NNE | ENE | 1.2 | 4.0 | SW | 7.4 | ESE | S | 1.3 | 4.4 | SW | 7.7 | WNW | WSW | 2.5 | 5.4 | E | 9.7 | E | E | 2.1 | 4.6 | ESE | 8.5 | NW | NE | |
| 9 | 3.0 | 7.6 | S | 17.1 | S | S | 2.7 | 7.1 | E | 11.8 | ESE | E | 1.0 | 2.3 | E | 5.8 | E | NNE | 4.9 | 8.9 | SE | 19.0 | SSE | E | 3.4 | 6.5 | ESE | 11.8 | SE | ESE | |
| 10 | 4.0 | 8.7 | S | 16.4 | SW | SSW | 3.3 | 8.5 | WSW | 16.5 | SW | WSW | 3.0 | 7.7 | SW | 16.2 | SW | SSW | 3.3 | 7.7 | W | 14.6 | W | W | 4.2 | 9.6 | SSW | 16.6 | SSW | SSW | |
| 11 | 2.6 | 5.2 | NE | 8.0 | NE | N | 1.8 | 4.7 | NW | 8.3 | NW | WNW | 1.7 | 3.9 | S | 6.7 | S | S | 2.0 | 4.2 | WNW | 9.0 | WNW | WNW | 2.4 | 5.9 | W | 9.5 | W | NW | |
| 12 | 2.5 | 4.3 | WSW | 7.2 | SW | ENE | 1.3 | 3.7 | SSW | 6.4 | SSE | ESE | 1.1 | 3.8 | S | 7.3 | SSW | SSW | 1.4 | 3.6 | ESE | 6.4 | E | E | 1.8 | 6.2 | S | 8.1 | SSW | S | |
| 13 | 2.3 | 4.9 | ENE | 8.4 | ENE | NE | 2.0 | 5.5 | E | 11.0 | E | E | 1.1 | 2.4 | N | 4.0 | N | N | 1.9 | 4.6 | E | 10.3 | E | ENE | 2.8 | 7.1 | E | 11.9 | ENE | ENE | |
| 14 | 1.5 | 3.2 | ENE | 5.0 | ENE | ENE | 1.8 | 4.7 | ESE | 7.0 | ESE | ESE | 0.9 | 1.9 | NNW | 3.4 | NNW | N | 1.6 | 4.2 | E | 8.5 | E | E | 1.3 | 3.6 | E | 7.5 | ENE | WNW | |
| 15 | 2.6 | 4.9 | NE | 8.4 | NE | NE | 2.0 | 4.7 | WNW | 7.8 | WNW | NW | 1.6 | 5.3 | SW | 8.2 | SW | S | 1.9 | 4.5 | WNW | 9.1 | WNW | WNW | 1.8 | 4.8 | W | 7.8 | WNW | WNW | |
| 16 | 3.9 | 7.1 | NE | 12.0 | NNE | NE | 1.7 | 5.0 | E | 8.9 | E | E | 1.3 | 3.3 | SSW | 6.5 | SW | SE | 2.8 | 6.1 | ENE | 11.3 | ESE | ENE | 1.8 | 4.9 | W | 8.9 | WSW | NNE | |
| 17 | 2.2 | 4.5 | SE | 11.8 | ESE | E | 4.2 | 8.3 | E | 13.7 | E | E | 1.6 | 3.7 | E | 8.6 | SSE | ESE | 3.8 | 7.1 | E | 15.4 | E | E | 4.8 | 8.8 | E | 14.6 | ESE | E | |
| 18 | 1.8 | 4.6 | NE | 8.3 | ESE | ENE | 3.7 | 7.1 | E | 11.9 | E | E | 1.4 | 2.9 | NNE | 6.7 | SE | E | 3.0 | 6.5 | E | 12.1 | ENE | E | 3.3 | 6.3 | E | 10.5 | SE | E | |
| 19 | 1.8 | 3.9 | ENE | 7.2 | E | ENE | 2.3 | 5.7 | E | 12.2 | E | E | 1.4 | 3.0 | N | 5.8 | ESE | N | 3.1 | 6.1 | E | 14.1 | ESE | E | 3.8 | 7.9 | ENE | 12.7 | E | ENE | |
| 20 | 2.1 | 4.0 | ENE | 6.0 | ENE | WNW | 2.3 | 6.1 | ESE | 8.6 | E | E | 1.5 | 5.0 | SW | 8.2 | SW | SW | 1.8 | 5.0 | E | 9.4 | E | W | 2.3 | 7.1 | ENE | 12.9 | ENE | WNW | |
| 21 | 3.4 | 7.2 | NE | 11.7 | NNE | NE | 1.8 | 4.6 | WNW | 8.7 | WNW | WNW | 1.6 | 3.9 | N | 8.8 | N | N | 2.7 | 6.0 | ESE | 13.0 | E | ENE | 2.3 | 4.9 | S | 7.2 | S | NW | |
| 22 | 2.1 | 3.8 | NE | 5.8 | NE | ENE | 2.2 | 6.0 | ESE | 9.9 | E | ESE | 1.0 | 2.2 | N | 4.4 | S | N | 2.8 | 6.9 | E | 14.0 | E | E | 2.4 | 6.3 | E | 12.2 | E | E | |
| 23 | 2.9 | 5.9 | NE | 11.0 | ENE | NE | 1.5 | 4.1 | W | 8.8 | ESE | W | 1.1 | 3.6 | N | 6.2 | N | NNE | 2.7 | 8.4 | E | 14.9 | ESE | ESE | 1.9 | 8.1 | E | 12.1 | ESE | W | |
| 24 | 3.9 | 5.4 | ENE | 10.2 | NE | NE | 1.3 | 3.3 | E | 6.0 | ESE | E | 1.0 | 2.1 | NNE | 3.9 | NE | NNE | 2.8 | 4.9 | E | 10.5 | E | ENE | 1.1 | 2.7 | W | 4.4 | NE | NNE | |
| 25 | 2.2 | 4.4 | ENE | 7.5 | ENE | ENE | 2.1 | 5.9 | ENE | 10.1 | E | E | 0.9 | 3.3 | NNE | 5.3 | NNE | NNE | 1.9 | 5.1 | E | 9.9 | E | E | 2.5 | 5.3 | E | 8.5 | E | ESE | |
| 26 | 2.5 | 8.0 | ENE | 13.6 | ENE | ENE | 2.4 | 6.4 | E | 10.9 | NW | E | 1.2 | 6.1 | NNE | 11.2 | NNE | WNW | 2.0 | 6.5 | E | 11.8 | E | E | 1.8 | 7.7 | NNE | 13.1 | NNE | NE | |
| 27 | 2.5 | 4.5 | WNW | 6.7 | WNW | WNW | 1.8 | 5.0 | WNW | 9.1 | W | W | 1.4 | 3.8 | W | 7.1 | W | SSW | 1.8 | 3.7 | WSW | 6.9 | W | W | 2.2 | 5.5 | WNW | 9.6 | NW | WNW | |
| 28 | 1.9 | 3.2 | NW | 6.1 | WSW | WSW | 1.5 | 4.8 | W | 7.9 | WNW | WNW | 1.4 | 3.9 | SW | 7.6 | WNW | SSW | 1.5 | 2.6 | WNW | 5.5 | WNW | W | 1.8 | 4.6 | W | 7.6 | W | WNW | |
| 29 | 2.7 | 4.2 | ENE | 6.8 | ENE | ENE | 1.4 | 4.5 | NW | 7.8 | WNW | N | 1.4 | 4.0 | NNE | 7.1 | NNE | NNE | 2.0 | 4.6 | E | 9.5 | E | W | 2.0 | 5.0 | W | 8.6 | W | W | |
| 30 | 3.1 | 5.4 | NE | 9.7 | NNE | NE | 1.9 | 5.1 | E | 9.3 | E | E | 1.3 | 3.6 | WSW | 6.1 | W | NNE | 2.7 | 6.3 | E | 11.5 | E | ENE | 2.2 | 6.6 | ENE | 10.3 | ENE | ENE | |
| 31 | | | | | | | | | | | | | | | | | | | | | | | | | | | | | | | |
| 月最大 | | 8.7 | S | 17.7 | SSE | | | 8.5 | WSW | 16.5 | SW | | | 7.7 | SW | 16.2 | SW | | | 9.4 | ESE | 19.5 | ESE | | | 9.6 | SSW | 16.6 | SSW | | |
| 起日 | | 10 | | 4 | | | | 10 | | 10 | | | | 10 | | 10 | | | | 4 | | 4 | | | | 10 | | 10 | | | |
| 上旬平均 | 3.2 | | | | | NE | 2.2 | | | | | E | 1.7 | | | | | N | 3.0 | | | | W | 2.9 | | | | | | NNE | |
| 中旬平均 | 2.3 | | | | | ENE | 2.3 | | | | | E | 1.4 | | | | | N | 2.3 | | | | E | 2.6 | | | | | | E | |
| 下旬平均 | 2.7 | | | | | NE | 1.8 | | | | | E | 1.2 | | | | | NNE | 2.3 | | | | E | 2.0 | | | | | | NNE | |
| 月平均 | 2.8 | | | | | NE | 2.1 | | | | | E | 1.4 | | | | | N | 2.5 | | | | E | 2.5 | | | | | | NNE | |
| 10m/s 以上日数 | | 0 | | | | | | 0 | | | | | | 0 | | | | | | 0 | | | | | | 0 | | | | | |
| 15m/s 以上日数 | | 0 | | | | | | 0 | | | | | | 0 | | | | | | 0 | | | | | | 0 | | | | | |
| 20m/s 以上日数 | | 0 | | | | | | 0 | | | | | | 0 | | | | | | 0 | | | | | | 0 | | | | | |
| 30m/s 以上日数 | | 0 | | | | | | 0 | | | | | | 0 | | | | | | 0 | | | | | | 0 | | | | | |

地域気象観測風向・風速月報

2026年4月 単位:(m/s) 2/7頁

| 観測所名 | 溝辺 | | | | | | 東市来 | | | | | | 牧之原 | | | | | | 鹿兒島 | | | | | | 輝北 | | | | | | |
|------------|-----|------|-----|------|------|--------|-----|-----|-----|------|------|--------|-----|------|-----|------|------|--------|-----|------|-----|------|------|--------|-----|-----|-----|------|------|--------|----|
| | 日付 | 平均 | 最大 | 最大風向 | 最大瞬間 | 最大瞬間風向 | 最多 | 平均 | 最大 | 最大風向 | 最大瞬間 | 最大瞬間風向 | 最多 | 平均 | 最大 | 最大風向 | 最大瞬間 | 最大瞬間風向 | 最多 | 平均 | 最大 | 最大風向 | 最大瞬間 | 最大瞬間風向 | 最多 | 平均 | 最大 | 最大風向 | 最大瞬間 | 最大瞬間風向 | 最多 |
| 1 | 3.0 | 7.1 | NNW | 9.8 | NNW | NNW | 1.7 | 3.8 | NNW | 7.1 | NNW | NW | 3.0 | 6.5 | ESE | 9.0 | ESE | ESE | 2.4 | 5.0 | NNW | 7.8 | NNW | NW | 2.2 | 7.1 | WNW | 11.5 | NW | WNW | |
| 2 | 4.9 | 10.4 | NNW | 13.9 | NNW | NW | 2.7 | 6.7 | W | 12.3 | W | WNW | 3.8 | 6.2 | WNW | 10.9 | W | WNW | 3.9 | 8.9 | NW | 15.6 | NW | NW | 4.5 | 7.8 | NW | 14.5 | NW | WNW | |
| 3 | 3.4 | 7.3 | SSE | 11.3 | SSE | ESE | 2.6 | 5.6 | ESE | 12.3 | SE | ESE | 4.1 | 7.5 | ESE | 12.1 | SE | ESE | 2.9 | 7.0 | SE | 10.9 | SE | ESE | 2.4 | 6.5 | SE | 10.3 | SE | SE | |
| 4 | 4.6 | 8.8 | S | 12.9 | S | SE | 3.0 | 5.8 | ESE | 11.2 | ESE | ESE | 4.7 | 8.5 | SE | 15.7 | SE | SE | 6.0 | 14.5 | SSE | 20.1 | SSE | SSE | 4.2 | 7.5 | SSW | 15.3 | SW | WNW | |
| 5 | 3.5 | 6.9 | WNW | 9.8 | W | NW | 1.9 | 5.2 | WNW | 9.2 | WNW | WNW | 3.2 | 6.7 | W | 11.2 | W | WNW | 3.0 | 6.7 | WNW | 10.2 | W | WNW | 2.3 | 5.5 | WNW | 10.3 | NW | WNW | |
| 6 | 1.9 | 4.1 | S | 6.7 | SSE | ESE | 1.6 | 3.3 | WSW | 5.8 | SW | E | 2.3 | 6.3 | SE | 10.2 | SE | SE | 2.5 | 6.1 | SSE | 8.5 | SSE | N | 1.5 | 5.1 | WNW | 8.4 | WNW | SW | |
| 7 | 5.6 | 12.0 | NNW | 15.4 | NNW | NNW | 2.9 | 6.0 | NW | 12.7 | WNW | NNW | 3.1 | 6.4 | W | 12.9 | NW | WNW | 4.2 | 9.3 | NW | 15.7 | NNW | NNW | 3.5 | 7.3 | NW | 12.1 | NW | WNW | |
| 8 | 3.0 | 5.5 | ESE | 8.2 | SE | N | 1.9 | 4.7 | ESE | 9.0 | E | E | 3.3 | 6.8 | E | 10.5 | E | ESE | 3.2 | 6.9 | SSE | 10.5 | SE | S | 1.9 | 4.1 | SE | 7.7 | SSE | SSE | |
| 9 | 3.2 | 7.3 | ESE | 11.3 | ESE | ESE | 3.1 | 5.1 | ESE | 9.9 | E | ESE | 4.5 | 9.3 | ESE | 14.8 | ESE | ESE | 4.0 | 7.3 | SE | 10.9 | SE | SE | 2.1 | 6.5 | ESE | 11.4 | ESE | ESE | |
| 10 | 5.6 | 9.2 | SSW | 14.9 | SSW | WNW | 2.8 | 6.2 | S | 14.2 | SW | W | 4.3 | 7.8 | SSW | 16.0 | SW | WNW | 5.5 | 10.7 | WSW | 19.2 | W | WNW | 5.3 | 9.5 | SW | 18.6 | WSW | WNW | |
| 11 | 3.3 | 8.7 | NW | 11.3 | NW | NW | 2.3 | 5.7 | W | 9.5 | NW | W | 3.0 | 6.1 | W | 10.3 | WNW | W | 3.0 | 5.2 | WNW | 8.4 | WNW | NW | 2.6 | 7.0 | WNW | 12.7 | NW | WNW | |
| 12 | 2.1 | 5.6 | SSW | 7.7 | SSW | S | 1.4 | 3.7 | SW | 5.8 | E | E | 2.7 | 5.4 | ESE | 9.2 | E | ESE | 2.3 | 5.6 | S | 8.4 | S | NNW | 1.9 | 4.3 | SSE | 8.0 | WNW | SSE | |
| 13 | 3.6 | 6.9 | E | 10.8 | E | ESE | 3.8 | 6.2 | E | 10.4 | E | ESE | 6.5 | 9.3 | E | 14.4 | E | E | 2.6 | 6.1 | NE | 10.3 | NNE | NNE | 1.8 | 3.1 | E | 6.5 | ENE | ENE | |
| 14 | 2.5 | 4.0 | E | 6.2 | ENE | ESE | 2.7 | 4.6 | ESE | 7.9 | E | ESE | 5.2 | 8.3 | ESE | 11.7 | ESE | E | 1.5 | 4.0 | NE | 5.9 | NE | NE | 1.6 | 3.7 | SSE | 6.4 | SE | SE | |
| 15 | 3.2 | 7.1 | NW | 9.3 | W | NW | 2.1 | 6.1 | W | 10.2 | W | W | 2.7 | 5.0 | W | 9.0 | WNW | W | 3.2 | 8.7 | WNW | 12.8 | W | NNW | 1.7 | 5.2 | WNW | 9.1 | NW | WNW | |
| 16 | 3.2 | 6.0 | E | 9.3 | ESE | N | 1.6 | 4.3 | W | 6.6 | WNW | SSW | 3.1 | 8.1 | E | 12.1 | ENE | ENE | 2.8 | 5.1 | S | 8.0 | ENE | NNE | 1.8 | 5.3 | NNE | 9.7 | NNE | ENE | |
| 17 | 4.6 | 8.4 | ESE | 12.3 | ESE | ESE | 3.6 | 7.8 | ESE | 13.4 | ESE | ESE | 6.4 | 10.0 | ESE | 16.1 | ESE | ESE | 4.2 | 8.3 | SE | 13.4 | SE | ESE | 3.4 | 7.3 | ESE | 13.5 | ESE | SE | |
| 18 | 3.2 | 6.2 | E | 9.3 | E | E | 2.7 | 5.3 | E | 10.2 | E | ESE | 5.4 | 7.9 | ESE | 11.8 | ESE | E | 2.5 | 6.2 | SE | 10.2 | SE | NE | 2.1 | 4.5 | ESE | 7.7 | SE | ESE | |
| 19 | 3.5 | 6.6 | ENE | 10.3 | E | E | 2.8 | 5.3 | E | 10.8 | E | E | 7.3 | 9.6 | E | 14.8 | E | E | 3.0 | 6.7 | NE | 10.0 | NE | NE | 2.4 | 4.7 | ESE | 8.7 | ESE | ESE | |
| 20 | 3.3 | 6.2 | E | 9.3 | ESE | ESE | 2.1 | 5.2 | WNW | 8.9 | E | E | 3.9 | 7.6 | E | 11.0 | E | E | 2.9 | 6.2 | WNW | 9.1 | WNW | NNE | 2.1 | 5.1 | WNW | 8.6 | WNW | ENE | |
| 21 | 2.9 | 6.5 | NNW | 10.3 | NW | NW | 1.8 | 4.7 | W | 8.9 | NE | NW | 2.4 | 4.2 | W | 6.6 | W | W | 2.8 | 5.4 | N | 7.7 | NNW | WNW | 2.7 | 6.0 | WNW | 9.0 | WNW | NW | |
| 22 | 3.1 | 5.3 | E | 9.8 | E | ESE | 3.0 | 5.5 | ESE | 9.8 | E | ESE | 4.7 | 7.1 | ESE | 10.0 | E | ESE | 1.8 | 4.3 | SSE | 6.4 | SSE | NNE | 1.8 | 4.3 | SSE | 8.0 | SSE | E | |
| 23 | 2.4 | 4.9 | ESE | 8.2 | ESE | ESE | 1.9 | 5.3 | ESE | 9.9 | E | ESE | 2.6 | 6.6 | E | 9.2 | E | ESE | 1.4 | 4.2 | WSW | 6.0 | WSW | NE | 1.5 | 4.2 | SW | 8.2 | SW | ESE | |
| 24 | 2.5 | 4.6 | E | 8.2 | E | E | 1.0 | 2.4 | ESE | 4.4 | ESE | E | 4.2 | 7.1 | E | 11.4 | E | E | 2.5 | 5.3 | SE | 8.2 | SE | NNE | 1.8 | 3.1 | NE | 6.6 | NE | NE | |
| 25 | 3.8 | 7.3 | ESE | 10.8 | E | E | 2.8 | 6.3 | E | 10.9 | E | E | 6.5 | 9.7 | E | 14.1 | E | E | 3.6 | 7.1 | NE | 11.1 | NE | NE | 2.2 | 3.9 | ENE | 8.0 | ENE | ENE | |
| 26 | 3.8 | 12.1 | WNW | 16.5 | WNW | E | 2.1 | 7.6 | N | 13.2 | NNE | ESE | 4.7 | 9.3 | E | 14.6 | NNW | E | 2.8 | 7.7 | NW | 14.5 | NNW | NE | 2.3 | 9.3 | NW | 17.0 | NW | ESE | |
| 27 | 3.0 | 6.3 | W | 9.3 | WNW | NNW | 2.1 | 6.1 | W | 10.0 | W | W | 3.1 | 4.9 | W | 8.6 | W | W | 3.5 | 8.2 | WNW | 12.2 | WNW | NNW | 2.9 | 6.0 | WNW | 10.2 | NW | WNW | |
| 28 | 2.8 | 6.0 | W | 8.7 | WNW | W | 1.6 | 4.0 | WNW | 6.8 | W | W | 3.6 | 6.0 | W | 10.1 | W | W | 2.9 | 6.4 | WNW | 9.8 | W | WNW | 2.1 | 4.8 | WNW | 9.9 | SW | WNW | |
| 29 | 2.6 | 5.3 | SW | 8.2 | SW | NNW | 1.9 | 5.5 | W | 8.1 | WNW | WNW | 2.2 | 5.7 | W | 8.0 | W | W | 2.6 | 5.7 | WNW | 8.2 | WNW | WNW | 1.9 | 4.1 | NW | 6.5 | W | NW | |
| 30 | 3.5 | 6.4 | E | 11.3 | E | E | 2.2 | 6.6 | E | 11.8 | E | E | 5.3 | 9.7 | E | 15.9 | E | E | 3.1 | 7.3 | NNE | 11.1 | NE | NNE | 2.0 | 5.5 | WNW | 10.2 | WNW | NE | |
| 31 | | | | | | | | | | | | | | | | | | | | | | | | | | | | | | | |
| 月最大 | | 12.1 | WNW | 16.5 | WNW | | | 7.8 | ESE | 14.2 | SW | | | 10.0 | ESE | 16.1 | ESE | | | 14.5 | SSE | 20.1 | SSE | | | 9.5 | SW | 18.6 | WSW | | |
| 起日 | | 26 | | 26 | | | | 17 | | 10 | | | | 17 | | 17 | | | | 4 | | 4 | | | | 10 | | 10 | | | |
| 上旬平均 | 3.9 | | | | | NNW | 2.4 | | | | | ESE | 3.6 | | | | | WNW | 3.8 | | | | | NNW | 3.0 | | | | | WNW | |
| 中旬平均 | 3.3 | | | | | ESE | 2.5 | | | | | ESE | 4.6 | | | | | E | 2.8 | | | | | NNE | 2.1 | | | | | ESE | |
| 下旬平均 | 3.0 | | | | | ESE | 2.0 | | | | | E | 3.9 | | | | | E | 2.7 | | | | | NNE | 2.1 | | | | | WNW | |
| 月平均 | 3.4 | | | | | ESE | 2.3 | | | | | ESE | 4.1 | | | | | E | 3.1 | | | | | NNE | 2.4 | | | | | WNW | |
| 10m/s 以上日数 | | 3 | | | | | | 0 | | | | | | 1 | | | | | | 2 | | | | | | 0 | | | | | |
| 15m/s 以上日数 | | 0 | | | | | | 0 | | | | | | 0 | | | | | | 0 | | | | | | 0 | | | | | |
| 20m/s 以上日数 | | 0 | | | | | | 0 | | | | | | 0 | | | | | | 0 | | | | | | 0 | | | | | |
| 30m/s 以上日数 | | 0 | | | | | | 0 | | | | | | 0 | | | | | | 0 | | | | | | 0 | | | | | |

地域気象観測風向・風速月報

2026年4月 単位:(m/s) 3/7頁

| 観測所名 | 加世田 | | | | | | 志布志 | | | | | | 喜入 | | | | | | 鹿屋 | | | | | | 肝付前田 | | | | | | |
|------------|-----|------|-----|------|--------|--------|-----|-----|-----|------|--------|--------|-----|-----|-----|------|--------|--------|-----|-----|-----|------|--------|--------|------|------|------|------|--------|--------|----|
| | 日付 | 平均 | 最大 | 最大風向 | 最大瞬間風向 | 最大瞬間風向 | 最多 | 平均 | 最大 | 最大風向 | 最大瞬間風向 | 最大瞬間風向 | 最多 | 平均 | 最大 | 最大風向 | 最大瞬間風向 | 最大瞬間風向 | 最多 | 平均 | 最大 | 最大風向 | 最大瞬間風向 | 最大瞬間風向 | 最多 | 平均 | 最大 | 最大風向 | 最大瞬間風向 | 最大瞬間風向 | 最多 |
| 1 | 2.0 | 5.3 | NW | 9.7 | NW | NW | 1.0 | 3.1 | WNW | 6.1 | NW | NW | 0.8 | 3.2 | N | 6.0 | N | NW | 1.7 | 3.8 | NE | 7.3 | NE | NE | 1.9 | 4.6 | NE | 8.8 | ENE | NE | |
| 2 | 3.2 | 6.7 | NW | 12.0 | NW | NW | 2.6 | 5.9 | WNW | 13.2 | NW | WNW | 1.4 | 3.6 | NNW | 11.6 | N | NW | 2.4 | 6.5 | WSW | 12.9 | W | W | 3.3 | 7.8 | WSW | 13.5 | W | WSW | |
| 3 | 2.4 | 6.3 | ESE | 10.7 | ESE | SE | 2.3 | 5.4 | ESE | 10.5 | ESE | ESE | 1.0 | 2.5 | SSE | 7.3 | ESE | SE | 2.3 | 5.9 | E | 10.6 | ENE | NE | 2.1 | 6.1 | NE | 11.8 | NE | ENE | |
| 4 | 3.5 | 6.2 | ESE | 13.3 | ESE | SE | 3.3 | 6.6 | SSE | 13.9 | SE | WNW | 1.7 | 4.3 | S | 13.0 | S | S | 3.8 | 9.4 | WSW | 15.1 | W | WSW | 4.2 | 7.1 | WSW | 16.6 | SSW | WSW | |
| 5 | 2.5 | 5.2 | WNW | 9.7 | NW | WNW | 2.3 | 4.5 | WSW | 9.8 | SW | WNW | 0.8 | 2.1 | N | 5.7 | N | WNW | 2.7 | 5.1 | SW | 9.3 | W | WSW | 3.0 | 6.0 | WSW | 10.4 | WSW | W | |
| 6 | 1.8 | 4.2 | ESE | 7.0 | ESE | SE | 1.7 | 4.6 | ESE | 8.0 | ESE | ESE | 0.8 | 2.7 | N | 4.2 | NNE | N | 1.4 | 3.7 | WSW | 6.8 | SW | N | 1.6 | 4.3 | S | 7.6 | S | SSW | |
| 7 | 3.3 | 7.7 | NW | 14.2 | NW | NW | 2.1 | 5.3 | WNW | 10.2 | WNW | NW | 1.6 | 5.7 | N | 10.3 | N | NNW | 1.9 | 4.8 | WSW | 9.1 | WSW | NNE | 1.9 | 6.8 | W | 11.9 | W | S | |
| 8 | 1.5 | 3.8 | W | 7.4 | ESE | SE | 1.7 | 4.2 | ESE | 8.4 | SE | NNE | 0.9 | 2.3 | ESE | 5.9 | SE | SSE | 2.4 | 4.4 | E | 8.1 | E | NNE | 2.0 | 6.3 | NE | 10.5 | NE | NE | |
| 9 | 2.5 | 5.0 | ESE | 10.2 | ESE | SE | 2.4 | 5.9 | ESE | 12.4 | ESE | ESE | 0.9 | 2.6 | S | 7.9 | SSE | S | 1.9 | 3.7 | E | 8.2 | ESE | NE | 1.6 | 4.9 | SSW | 10.2 | SSW | S | |
| 10 | 3.9 | 10.3 | WSW | 17.4 | WSW | WNW | 2.9 | 6.3 | WSW | 16.0 | WSW | WSW | 1.7 | 2.9 | WSW | 13.0 | SW | S | 5.5 | 9.7 | SW | 18.6 | WSW | WSW | 6.1 | 11.2 | SW | 19.6 | SSW | SW | |
| 11 | 2.7 | 5.0 | NW | 8.7 | NW | NW | 2.0 | 4.7 | WNW | 9.4 | NW | WNW | 1.2 | 3.7 | NNE | 7.3 | N | SSE | 2.8 | 5.8 | WSW | 9.8 | W | WSW | 2.8 | 5.7 | WSW | 9.3 | WSW | WSW | |
| 12 | 1.1 | 2.7 | SSW | 5.1 | S | SE | 1.2 | 2.5 | ESE | 4.9 | SW | NNE | 0.6 | 1.8 | NNE | 4.3 | SSE | SSW | 1.7 | 4.5 | ENE | 7.8 | E | ENE | 1.6 | 4.7 | NE | 8.0 | NE | SSW | |
| 13 | 1.8 | 4.6 | ESE | 8.1 | ESE | ESE | 0.8 | 1.5 | E | 4.6 | ENE | NE | 0.8 | 1.8 | SW | 5.2 | SSW | SW | 3.5 | 5.8 | NNE | 10.4 | N | NNE | 3.0 | 5.5 | NE | 9.5 | NE | NE | |
| 14 | 1.2 | 3.0 | S | 5.5 | S | SSE | 0.9 | 3.0 | ESE | 4.6 | E | NNE | 0.8 | 1.5 | SW | 4.3 | SSW | SSW | 2.8 | 3.9 | NNE | 7.4 | NE | NNE | 2.0 | 4.3 | NE | 6.8 | NE | NE | |
| 15 | 1.9 | 4.5 | NW | 8.0 | WNW | NW | 1.7 | 4.3 | W | 8.3 | W | W | 0.9 | 3.5 | N | 7.8 | N | WNW | 2.4 | 5.0 | W | 10.8 | W | WSW | 2.5 | 6.1 | W | 10.1 | W | SSW | |
| 16 | 1.5 | 4.6 | WNW | 7.1 | WNW | NNW | 1.4 | 4.4 | E | 8.3 | E | ENE | 1.1 | 3.2 | N | 5.5 | N | N | 2.3 | 5.1 | SE | 9.4 | E | ENE | 2.3 | 5.4 | ENE | 9.6 | ENE | NE | |
| 17 | 3.8 | 8.7 | ESE | 15.1 | E | ESE | 3.2 | 8.0 | ESE | 13.3 | ESE | ESE | 1.2 | 3.0 | SE | 7.5 | ESE | SE | 4.2 | 6.8 | E | 13.3 | E | E | 3.1 | 6.6 | ENE | 15.9 | ENE | ENE | |
| 18 | 2.4 | 6.4 | ESE | 11.1 | ESE | ESE | 1.5 | 4.4 | ESE | 9.2 | E | ENE | 0.9 | 3.3 | SE | 7.3 | SE | SE | 3.3 | 5.3 | E | 10.6 | E | NNE | 2.5 | 5.7 | NE | 9.8 | NE | ENE | |
| 19 | 2.1 | 6.1 | ESE | 10.3 | E | ESE | 1.1 | 3.3 | ESE | 6.4 | ESE | NE | 0.8 | 2.3 | SE | 6.5 | SE | S | 3.8 | 5.4 | ENE | 9.1 | ENE | NNE | 2.7 | 5.2 | NE | 9.7 | NE | NE | |
| 20 | 1.8 | 5.0 | WNW | 7.7 | W | WNW | 1.1 | 2.8 | SSE | 5.7 | NNW | N | 0.8 | 2.6 | NNE | 5.1 | NNE | W | 2.9 | 5.3 | NE | 8.5 | NNE | WSW | 2.2 | 4.4 | NE | 7.3 | NNE | NE | |
| 21 | 2.4 | 4.6 | NW | 8.3 | NW | NW | 1.5 | 3.7 | ESE | 7.5 | SE | WNW | 1.3 | 4.2 | N | 8.7 | WSW | SW | 1.9 | 4.3 | E | 8.2 | E | ESE | 2.6 | 6.0 | ENE | 10.7 | ENE | ENE | |
| 22 | 1.8 | 5.0 | ESE | 8.1 | ESE | ESE | 1.2 | 3.1 | SE | 6.4 | E | N | 0.7 | 1.9 | SSW | 4.5 | ESE | SSW | 2.8 | 4.8 | ENE | 9.5 | NE | NNE | 2.3 | 5.3 | NE | 9.5 | NE | NE | |
| 23 | 2.0 | 4.3 | ESE | 8.0 | WSW | WSW | 1.3 | 3.8 | ESE | 7.4 | E | N | 0.8 | 2.0 | N | 7.6 | WSW | SW | 2.9 | 6.9 | WSW | 12.3 | WSW | WSW | 2.3 | 6.4 | SW | 11.2 | WSW | SW | |
| 24 | 1.1 | 2.8 | ESE | 4.6 | ESE | ESE | 0.9 | 2.2 | SSE | 5.9 | NNE | NE | 0.8 | 3.1 | NNE | 5.4 | NNE | S | 2.5 | 4.1 | NE | 7.7 | E | NNE | 2.7 | 5.0 | NE | 8.9 | ENE | NE | |
| 25 | 1.6 | 3.8 | ENE | 7.1 | E | E | 1.0 | 2.2 | ENE | 6.8 | ENE | NNW | 1.3 | 3.5 | NNE | 6.9 | N | NNE | 4.0 | 5.5 | NNE | 9.5 | NNE | NNE | 2.4 | 5.6 | NE | 10.0 | NE | NE | |
| 26 | 1.6 | 6.5 | NW | 16.9 | NW | ESE | 1.3 | 4.3 | W | 8.3 | W | NE | 0.7 | 3.2 | NNW | 6.6 | N | WSW | 2.8 | 5.1 | NE | 8.5 | E | NNE | 2.2 | 4.9 | NE | 8.4 | NE | NE | |
| 27 | 2.1 | 5.0 | NW | 8.6 | WNW | NW | 1.7 | 4.1 | SE | 9.3 | SSW | WNW | 0.9 | 3.0 | N | 5.0 | WSW | W | 2.2 | 4.9 | WSW | 10.2 | SW | WSW | 3.0 | 5.6 | WSW | 9.5 | W | SSW | |
| 28 | 1.9 | 4.6 | NW | 7.9 | NW | NW | 1.6 | 3.6 | WNW | 8.0 | NW | W | 0.8 | 2.5 | N | 4.4 | NNE | SW | 2.9 | 6.0 | WSW | 9.6 | SW | WSW | 3.1 | 5.8 | WSW | 9.2 | W | WSW | |
| 29 | 2.1 | 4.5 | NW | 7.8 | NW | NW | 1.4 | 3.8 | SE | 6.6 | ESE | NW | 0.8 | 2.7 | N | 4.7 | NNW | WNW | 2.9 | 4.5 | NE | 7.5 | WSW | WSW | 2.6 | 4.9 | NE | 8.7 | NE | W | |
| 30 | 1.8 | 4.0 | ESE | 7.0 | ESE | WNW | 1.0 | 2.0 | N | 8.0 | NE | NNE | 0.8 | 2.5 | N | 5.7 | E | NNW | 3.5 | 5.9 | NNE | 9.8 | NNE | NE | 2.9 | 6.8 | NE | 11.1 | NE | NE | |
| 31 | | | | | | | | | | | | | | | | | | | | | | | | | | | | | | | |
| 月最大 | | 10.3 | WSW | 17.4 | WSW | | | 8.0 | ESE | 16.0 | WSW | | | 5.7 | N | 13.0 | SW | | | | 9.7 | SW | 18.6 | WSW | | | 11.2 | SW | 19.6 | SSW | |
| 起日 | | 10 | | 10 | | | | 17 | | 10 | | | | 7 | | 10 | | | | | 10 | | 10 | | | | 10 | | 10 | | |
| 上旬平均 | 2.7 | | | | | SE | 2.2 | | | | WNW | 1.2 | | | | | | S | 2.6 | | | | | WSW | 2.8 | | | | | SSW | |
| 中旬平均 | 2.0 | | | | | ESE | 1.5 | | | | | NE | 0.9 | | | | | | SW | 3.0 | | | | NNE | 2.5 | | | | | NE | |
| 下旬平均 | 1.8 | | | | | ESE | 1.3 | | | | | NNW | 0.9 | | | | | | SW | 2.8 | | | | NNE | 2.6 | | | | | NE | |
| 月平均 | 2.2 | | | | | ESE | 1.7 | | | | WNW | 1.0 | | | | | | | SW | 2.8 | | | | NNE | 2.6 | | | | | NE | |
| 10m/s 以上日数 | | 1 | | | | | | 0 | | | | | | 0 | | | | | | | 0 | | | | | | 1 | | | | |
| 15m/s 以上日数 | | 0 | | | | | | 0 | | | | | | 0 | | | | | | | 0 | | | | | | 0 | | | | |
| 20m/s 以上日数 | | 0 | | | | | | 0 | | | | | | 0 | | | | | | | 0 | | | | | | 0 | | | | |
| 30m/s 以上日数 | | 0 | | | | | | 0 | | | | | | 0 | | | | | | | 0 | | | | | | 0 | | | | |

地域気象観測風向・風速月報

2026年4月 単位:(m/s) 4/7頁

| 観測所名 | 枕崎 | | | | | | 指宿 | | | | | | 内之浦 | | | | | | 田代 | | | | | | 種子島 | | | | | | |
|------------|-----|------|-----|------|--------|--------|-----|-----|-----|------|--------|--------|-----|-----|-----|------|--------|--------|-----|------|-----|------|--------|--------|-----|------|-----|------|--------|--------|----|
| | 日付 | 平均 | 最大 | 最大風向 | 最大瞬間風向 | 最大瞬間風向 | 最多 | 平均 | 最大 | 最大風向 | 最大瞬間風向 | 最大瞬間風向 | 最多 | 平均 | 最大 | 最大風向 | 最大瞬間風向 | 最大瞬間風向 | 最多 | 平均 | 最大 | 最大風向 | 最大瞬間風向 | 最大瞬間風向 | 最多 | 平均 | 最大 | 最大風向 | 最大瞬間風向 | 最大瞬間風向 | 最多 |
| 1 | 3.3 | 9.8 | NNW | 14.4 | NNW | NNW | 1.2 | 3.1 | ENE | 6.8 | NE | NW | 1.3 | 5.3 | W | 10.4 | WSW | S | 1.4 | 4.3 | WNW | 7.4 | WNW | NW | 5.6 | 15.4 | NW | 19.0 | NW | WNW | |
| 2 | 4.0 | 10.1 | NNW | 15.3 | N | NNW | 1.8 | 5.7 | NW | 10.9 | NNW | NW | 3.7 | 9.0 | WNW | 15.6 | W | WNW | 2.9 | 7.8 | NW | 13.3 | WNW | WNW | 9.1 | 13.0 | WNW | 16.5 | NW | WNW | |
| 3 | 4.8 | 10.1 | SE | 15.0 | SE | SE | 1.9 | 5.0 | SSE | 11.3 | SSE | SE | 2.1 | 5.6 | ESE | 12.8 | ESE | ESE | 3.3 | 8.1 | SE | 13.8 | SE | SE | 4.3 | 9.6 | SE | 14.1 | SE | SE | |
| 4 | 7.4 | 14.1 | SSE | 23.2 | S | SE | 3.6 | 7.9 | SSE | 16.7 | SSE | SSE | 3.5 | 7.7 | W | 18.3 | SE | WSW | 4.6 | 11.0 | SE | 21.4 | SE | SE | 9.4 | 15.8 | SSE | 26.7 | SSE | W | |
| 5 | 3.5 | 6.0 | NW | 9.9 | W | NW | 1.6 | 4.5 | SW | 8.6 | WSW | WSW | 2.0 | 5.5 | WNW | 10.3 | NW | SW | 1.7 | 4.8 | WNW | 8.9 | NW | WNW | 6.1 | 9.6 | WNW | 12.3 | W | WNW | |
| 6 | 3.5 | 6.9 | ESE | 11.5 | ESE | N | 1.1 | 3.5 | SSW | 6.9 | SW | NW | 1.4 | 4.5 | ENE | 6.4 | S | SSW | 1.2 | 3.8 | ESE | 7.2 | SE | SE | 2.5 | 5.7 | W | 7.4 | W | ESE | |
| 7 | 5.9 | 10.8 | NNW | 17.3 | NNW | NNW | 2.4 | 5.7 | NNW | 10.4 | NNW | NW | 2.3 | 5.9 | NW | 12.1 | WNW | WNW | 2.3 | 6.1 | WNW | 10.8 | WNW | NW | 6.4 | 14.4 | NW | 16.9 | NW | WNW | |
| 8 | 4.2 | 6.6 | SE | 9.2 | SSE | N | 1.6 | 4.1 | ENE | 8.4 | NE | ENE | 2.0 | 4.7 | NE | 9.7 | E | SW | 2.2 | 6.0 | SE | 9.7 | ESE | SE | 4.7 | 10.3 | ENE | 14.7 | ENE | NE | |
| 9 | 6.1 | 9.6 | SE | 14.2 | ESE | ESE | 2.2 | 5.8 | SSE | 11.7 | SE | SSE | 2.0 | 5.4 | SW | 11.4 | SW | ESE | 3.7 | 7.4 | SE | 13.5 | E | SE | 6.0 | 10.9 | S | 18.0 | SSE | SE | |
| 10 | 5.7 | 9.5 | WNW | 16.5 | W | SSW | 3.2 | 7.3 | SW | 15.3 | SSW | SSW | 4.8 | 9.9 | W | 19.1 | SSW | WSW | 3.4 | 7.9 | WNW | 14.9 | NW | WNW | 9.1 | 13.0 | W | 19.8 | S | S | |
| 11 | 5.0 | 8.3 | N | 12.3 | N | N | 1.2 | 3.3 | NNE | 6.4 | N | WNW | 2.4 | 6.7 | NW | 11.4 | NW | ENE | 1.8 | 5.2 | WNW | 9.0 | WNW | WNW | 5.5 | 10.9 | WNW | 14.7 | WNW | WNW | |
| 12 | 2.7 | 6.2 | NNW | 8.3 | E | N | 0.8 | 2.1 | NW | 4.3 | NW | N | 1.1 | 3.6 | ENE | 5.6 | NE | SSW | 1.3 | 4.6 | SE | 6.6 | SE | SE | 2.9 | 5.9 | E | 9.4 | ENE | ENE | |
| 13 | 3.1 | 6.6 | ENE | 11.0 | ENE | ENE | 2.2 | 4.8 | ENE | 10.3 | ENE | NE | 1.1 | 2.2 | E | 5.0 | ENE | SSW | 1.6 | 5.0 | ESE | 10.6 | SE | NE | 5.5 | 7.9 | ENE | 13.5 | ENE | ENE | |
| 14 | 2.1 | 5.5 | E | 9.0 | E | E | 0.9 | 2.8 | ENE | 6.7 | E | WNW | 0.7 | 1.6 | NE | 2.6 | E | WSW | 2.0 | 5.0 | SE | 8.6 | SSE | SE | 3.4 | 5.9 | ENE | 8.7 | ESE | ESE | |
| 15 | 3.1 | 6.4 | NNW | 10.4 | N | NNW | 1.2 | 3.6 | NW | 8.5 | NNW | WNW | 1.7 | 5.4 | W | 9.7 | W | W | 1.7 | 4.8 | NNW | 8.0 | WNW | WNW | 4.5 | 9.0 | WNW | 12.7 | WNW | WNW | |
| 16 | 3.2 | 5.8 | N | 8.1 | N | N | 1.3 | 3.2 | ENE | 6.4 | ENE | NW | 2.0 | 5.4 | ENE | 9.0 | ENE | SW | 2.2 | 6.3 | SE | 9.7 | SE | ESE | 5.2 | 10.8 | ENE | 16.5 | ENE | NE | |
| 17 | 6.2 | 10.1 | ESE | 15.6 | ESE | ESE | 2.2 | 4.9 | ESE | 11.9 | ESE | ESE | 3.5 | 5.6 | ESE | 13.1 | ENE | ESE | 5.0 | 9.8 | SE | 16.9 | SE | SE | 4.7 | 8.1 | ESE | 14.7 | E | ESE | |
| 18 | 4.4 | 7.5 | SE | 12.2 | SE | E | 1.7 | 3.0 | ENE | 7.7 | ESE | ESE | 1.8 | 5.5 | ENE | 8.3 | E | E | 3.1 | 5.8 | ESE | 9.6 | SE | SE | 4.0 | 7.1 | SE | 11.2 | SE | ESE | |
| 19 | 4.9 | 8.9 | E | 14.9 | E | E | 1.8 | 3.5 | ENE | 7.0 | NE | ENE | 1.6 | 3.7 | E | 8.4 | E | ESE | 3.0 | 5.7 | SE | 11.3 | E | ESE | 4.3 | 6.9 | E | 12.5 | ESE | ESE | |
| 20 | 2.6 | 5.4 | WSW | 8.8 | W | N | 1.5 | 3.6 | ENE | 7.7 | NE | NNE | 1.8 | 4.6 | E | 8.0 | ESE | E | 1.7 | 4.7 | WNW | 7.9 | NNW | WNW | 4.3 | 7.1 | NW | 9.5 | NE | WNW | |
| 21 | 3.8 | 7.4 | NNW | 11.1 | NNW | NNW | 1.4 | 3.9 | NNW | 7.8 | NW | NNW | 2.3 | 5.6 | E | 9.5 | NE | SSW | 2.3 | 5.8 | SE | 9.5 | SE | ESE | 5.8 | 10.1 | NW | 12.9 | ENE | WNW | |
| 22 | 3.8 | 8.4 | E | 13.8 | E | ENE | 1.1 | 3.2 | ENE | 6.4 | E | NE | 1.3 | 3.8 | NE | 6.1 | NE | WSW | 1.9 | 5.6 | SE | 10.7 | E | ESE | 3.5 | 7.1 | N | 11.9 | ESE | ESE | |
| 23 | 3.9 | 8.5 | E | 14.7 | ESE | NNW | 1.3 | 3.7 | SW | 9.5 | SSW | SW | 1.5 | 4.9 | WSW | 10.0 | W | WNW | 2.2 | 5.0 | WNW | 10.4 | WNW | WNW | 7.8 | 15.0 | W | 20.9 | S | W | |
| 24 | 1.8 | 4.3 | N | 6.8 | N | S | 1.4 | 3.2 | ENE | 6.9 | NE | S | 1.5 | 3.6 | ENE | 6.3 | NE | E | 1.8 | 4.7 | ESE | 8.0 | ESE | SE | 3.6 | 6.9 | NE | 11.5 | NE | NE | |
| 25 | 3.4 | 6.8 | E | 10.9 | ESE | E | 2.4 | 4.3 | NE | 8.9 | ENE | ENE | 1.9 | 4.5 | NE | 9.8 | E | ENE | 1.5 | 3.5 | ESE | 8.3 | N | ENE | 5.0 | 8.6 | ENE | 14.5 | NE | NE | |
| 26 | 4.0 | 10.7 | N | 17.0 | NNW | N | 1.5 | 3.5 | NW | 7.9 | ENE | ENE | 1.6 | 5.4 | NNW | 11.3 | NNW | SW | 1.8 | 5.7 | NW | 10.7 | WNW | SE | 4.1 | 8.4 | NW | 11.4 | W | E | |
| 27 | 3.6 | 8.1 | NNW | 11.2 | NNW | NNW | 1.1 | 3.1 | W | 5.9 | WSW | NW | 2.0 | 4.6 | W | 8.7 | WSW | SW | 1.6 | 4.9 | NW | 7.5 | NNW | WNW | 5.4 | 8.8 | WNW | 12.2 | WNW | WNW | |
| 28 | 3.1 | 6.0 | W | 8.9 | W | N | 0.9 | 2.4 | ENE | 5.0 | NE | ESE | 1.9 | 5.6 | WNW | 10.7 | NW | WNW | 1.5 | 4.1 | NW | 7.5 | NNW | WNW | 5.8 | 9.1 | W | 11.0 | WSW | W | |
| 29 | 4.8 | 7.9 | NNW | 11.1 | N | NNW | 1.2 | 2.8 | NNW | 5.5 | NW | N | 2.2 | 4.4 | ENE | 7.2 | ENE | ENE | 1.6 | 3.8 | SE | 6.7 | SE | NW | 4.2 | 7.8 | WSW | 9.9 | WSW | WNW | |
| 30 | 3.5 | 6.3 | N | 10.3 | ENE | N | 1.6 | 4.3 | ENE | 9.5 | ENE | NE | 1.3 | 4.4 | E | 9.0 | E | S | 2.0 | 6.8 | SE | 13.3 | SE | ESE | 4.6 | 12.5 | W | 17.6 | W | ESE | |
| 31 | | | | | | | | | | | | | | | | | | | | | | | | | | | | | | | |
| 月最大 | | 14.1 | SSE | 23.2 | S | | | 7.9 | SSE | 16.7 | SSE | | | 9.9 | W | 19.1 | SSW | | | 11.0 | SE | 21.4 | SE | | | 15.8 | SSE | 26.7 | SSE | | |
| 起日 | | 4 | | 4 | | | | 4 | | 4 | | | | 10 | | 10 | | | | 4 | | 4 | | | | 4 | | 4 | | | |
| 上旬平均 | 4.8 | | | | | N | 2.1 | | | | | NW | 2.5 | | | | | SW | 2.7 | | | | SE | 6.3 | | | | | | WNW | |
| 中旬平均 | 3.7 | | | | | E | 1.5 | | | | | ESE | 1.8 | | | | | ESE | 2.3 | | | | SE | 4.4 | | | | | | ESE | |
| 下旬平均 | 3.6 | | | | | NNW | 1.4 | | | | | ENE | 1.8 | | | | | ENE | 1.8 | | | | WNW | 5.0 | | | | | | WNW | |
| 月平均 | 4.0 | | | | | N | 1.6 | | | | | NW | 2.0 | | | | | SW | 2.3 | | | | SE | 5.2 | | | | | | WNW | |
| 10m/s 以上日数 | | 6 | | | | | | 0 | | | | | | 0 | | | | | | | 1 | | | | | 12 | | | | | |
| 15m/s 以上日数 | | 0 | | | | | | 0 | | | | | | 0 | | | | | | | 0 | | | | | 3 | | | | | |
| 20m/s 以上日数 | | 0 | | | | | | 0 | | | | | | 0 | | | | | | | 0 | | | | | 0 | | | | | |
| 30m/s 以上日数 | | 0 | | | | | | 0 | | | | | | 0 | | | | | | | 0 | | | | | 0 | | | | | |

地域気象観測風向・風速月報

2026年4月 単位:(m/s) 5/7頁

| 観測所名 | 中種子 | | | | | | 上中 | | | | | | 屋久島 | | | | | | 尾之間 | | | | | | 中之島 | | | | | | |
|-----------|-----|------|-----|------|--------|--------|-----|------|-----|------|--------|--------|-----|------|-----|------|--------|--------|-----|------|-----|------|--------|--------|-----|------|-----|------|--------|--------|----|
| | 日付 | 平均 | 最大 | 最大風向 | 最大瞬間風向 | 最大瞬間風向 | 最多 | 平均 | 最大 | 最大風向 | 最大瞬間風向 | 最大瞬間風向 | 最多 | 平均 | 最大 | 最大風向 | 最大瞬間風向 | 最大瞬間風向 | 最多 | 平均 | 最大 | 最大風向 | 最大瞬間風向 | 最大瞬間風向 | 最多 | 平均 | 最大 | 最大風向 | 最大瞬間風向 | 最大瞬間風向 | 最多 |
| 1 | 4.3 | 10.3 | WNW | 14.4 | WNW | NW | 3.5 | 8.2 | WNW | 13.3 | NW | WNW | 4.5 | 12.7 | NW | 17.5 | NW | WNW | 3.5 | 8.2 | WSW | 12.8 | W | ENE | 3.9 | 8.3 | WSW | 13.8 | WSW | NNW | |
| 2 | 8.8 | 15.1 | WNW | 19.0 | WNW | NW | 5.7 | 9.8 | WNW | 17.1 | WNW | WNW | 7.6 | 14.0 | NW | 18.5 | NW | WNW | 2.7 | 6.8 | E | 11.1 | E | E | 3.0 | 6.4 | WNW | 13.9 | NW | WNW | |
| 3 | 4.5 | 8.6 | SE | 12.9 | SSE | SE | 3.1 | 5.4 | SSE | 13.9 | SE | SE | 4.4 | 8.1 | SSE | 13.4 | SSE | SSE | 3.3 | 7.0 | E | 11.3 | E | SE | 3.5 | 6.7 | ENE | 12.6 | W | ENE | |
| 4 | 8.5 | 11.9 | SSE | 18.5 | SSE | SSE | 5.9 | 9.9 | S | 20.9 | SSE | WNW | 5.3 | 9.4 | SSE | 18.5 | S | SSE | 6.7 | 13.5 | W | 20.6 | W | W | 7.2 | 15.0 | SW | 27.2 | SW | WSW | |
| 5 | 7.3 | 10.5 | WNW | 13.9 | W | WNW | 4.3 | 8.4 | WNW | 14.9 | WNW | WNW | 2.7 | 6.7 | NW | 9.8 | NW | WNW | 3.3 | 9.4 | WSW | 15.6 | WSW | WSW | 3.1 | 5.9 | WSW | 11.0 | W | WSW | |
| 6 | 3.0 | 5.8 | SSE | 7.7 | SE | SSE | 2.2 | 3.7 | SSE | 7.7 | SSE | SSE | 3.0 | 6.9 | SE | 9.8 | SE | SSE | 1.8 | 3.6 | E | 5.8 | WNW | N | 2.4 | 5.4 | ESE | 11.2 | ESE | ENE | |
| 7 | 5.4 | 12.7 | WNW | 15.4 | WNW | NW | 4.3 | 9.5 | WNW | 15.4 | WNW | WNW | 7.5 | 12.0 | NW | 17.0 | NW | NW | 2.7 | 6.1 | ESE | 9.3 | W | ENE | 5.8 | 9.9 | WSW | 21.2 | WSW | NE | |
| 8 | 3.4 | 6.2 | E | 10.8 | E | E | 2.6 | 4.2 | NE | 11.4 | ENE | ENE | 3.3 | 6.3 | WNW | 9.3 | WNW | E | 5.6 | 10.6 | E | 16.9 | E | E | 4.9 | 8.0 | NE | 13.2 | NE | ENE | |
| 9 | 5.9 | 10.3 | SE | 15.4 | SSE | SE | 3.6 | 6.9 | SSW | 13.3 | S | SSE | 5.9 | 9.5 | SSE | 14.9 | SSE | SSE | 3.0 | 5.9 | WNW | 10.8 | WSW | E | 5.2 | 9.0 | SW | 15.6 | SW | SW | |
| 10 | 7.1 | 11.2 | WNW | 14.9 | WNW | SSW | 6.0 | 8.6 | SSW | 16.4 | SSW | SSW | 4.7 | 9.6 | NW | 14.4 | WNW | SSE | 6.4 | 12.5 | W | 21.5 | WSW | WSW | 6.7 | 10.1 | WSW | 18.7 | WSW | WSW | |
| 11 | 7.1 | 12.4 | WNW | 15.4 | WNW | WNW | 5.4 | 8.4 | WNW | 14.7 | NW | WNW | 6.4 | 11.4 | NW | 15.4 | WNW | NW | 2.2 | 5.4 | E | 8.6 | ESE | ESE | 2.3 | 4.1 | WNW | 8.7 | E | W | |
| 12 | 2.4 | 4.2 | W | 7.7 | ESE | ENE | 2.2 | 3.4 | ENE | 9.3 | E | ENE | 1.7 | 3.6 | WNW | 6.2 | W | WNW | 3.5 | 8.5 | NNE | 12.4 | NE | ENE | 3.7 | 8.2 | ENE | 14.4 | ENE | ENE | |
| 13 | 3.8 | 6.0 | E | 11.8 | ENE | ENE | 2.7 | 4.4 | ENE | 10.5 | E | ENE | 1.7 | 4.9 | SSE | 7.7 | SE | SSE | 7.1 | 10.3 | E | 16.1 | ENE | E | 4.6 | 7.8 | ENE | 12.7 | E | ENE | |
| 14 | 2.8 | 5.8 | ESE | 8.2 | ESE | E | 1.6 | 2.6 | E | 6.5 | E | E | 2.1 | 4.6 | SSE | 7.7 | SSE | SSE | 3.3 | 7.0 | E | 11.1 | E | ENE | 3.6 | 5.5 | WSW | 9.4 | W | WSW | |
| 15 | 6.6 | 11.0 | WNW | 14.4 | W | WNW | 4.4 | 8.0 | WNW | 13.3 | WNW | WNW | 5.4 | 11.0 | NW | 13.9 | NW | NW | 2.3 | 6.1 | WSW | 11.2 | WSW | ESE | 3.7 | 5.8 | WSW | 12.1 | NW | WSW | |
| 16 | 3.5 | 6.3 | ENE | 12.3 | NE | ENE | 3.0 | 5.7 | WNW | 13.1 | E | ENE | 2.2 | 7.9 | NW | 10.3 | WNW | NNE | 5.1 | 10.0 | E | 15.2 | E | E | 4.3 | 7.6 | ENE | 14.9 | E | ENE | |
| 17 | 6.6 | 10.4 | ESE | 15.4 | ESE | ESE | 3.2 | 5.5 | ESE | 13.8 | E | E | 5.5 | 10.4 | SE | 13.9 | SE | SE | 6.0 | 8.8 | E | 14.4 | NE | E | 4.7 | 8.4 | ESE | 15.2 | ENE | E | |
| 18 | 4.4 | 7.2 | ESE | 10.3 | ESE | ESE | 2.3 | 3.8 | SE | 8.7 | E | E | 4.3 | 7.6 | SE | 9.8 | SE | SE | 4.6 | 7.3 | ENE | 12.3 | ENE | ENE | 4.8 | 7.0 | ENE | 13.0 | ENE | E | |
| 19 | 5.5 | 7.8 | ESE | 12.3 | E | ESE | 2.7 | 4.3 | E | 10.5 | ESE | E | 5.2 | 9.1 | ESE | 12.9 | SE | SE | 5.0 | 7.0 | ENE | 11.0 | NE | ENE | 3.9 | 7.5 | ESE | 13.4 | E | WSW | |
| 20 | 4.3 | 8.2 | WNW | 10.8 | WNW | WNW | 3.0 | 5.9 | WNW | 10.2 | WNW | WNW | 3.0 | 7.3 | NW | 9.8 | NW | N | 2.6 | 6.4 | W | 9.9 | SW | N | 2.5 | 5.0 | WSW | 7.9 | WSW | WSW | |
| 21 | 4.6 | 8.5 | WNW | 11.3 | NW | ENE | 3.2 | 6.6 | WNW | 10.8 | ENE | ENE | 4.7 | 10.3 | NW | 12.9 | NW | NW | 4.1 | 8.7 | E | 12.9 | E | E | 3.5 | 7.2 | NE | 12.6 | E | ENE | |
| 22 | 3.0 | 7.5 | ESE | 10.3 | ESE | ESE | 1.7 | 3.6 | ESE | 8.8 | SE | E | 2.9 | 8.1 | ESE | 10.3 | ESE | SSE | 3.7 | 6.3 | NE | 10.2 | NNE | NE | 3.2 | 6.4 | WSW | 11.9 | SW | WSW | |
| 23 | 6.1 | 10.3 | WNW | 14.4 | W | W | 5.6 | 10.3 | WSW | 16.6 | SW | SSW | 3.9 | 8.4 | WNW | 13.9 | NW | WNW | 7.8 | 11.8 | W | 19.2 | WSW | WSW | 5.8 | 12.0 | WSW | 21.2 | WSW | WSW | |
| 24 | 2.9 | 8.2 | WNW | 10.8 | WNW | NE | 2.2 | 4.7 | WNW | 9.8 | ENE | NE | 3.3 | 7.0 | NW | 10.3 | NW | WNW | 2.7 | 7.8 | W | 12.8 | W | ENE | 2.2 | 4.5 | WSW | 8.3 | WNW | W | |
| 25 | 4.4 | 6.0 | E | 11.3 | ENE | E | 3.6 | 5.4 | NE | 13.9 | NE | ENE | 2.6 | 5.8 | ESE | 8.7 | E | N | 6.6 | 10.6 | ENE | 18.2 | E | ENE | 5.3 | 8.7 | ENE | 15.5 | ENE | ENE | |
| 26 | 3.9 | 6.7 | WNW | 10.8 | SSE | E | 2.3 | 4.6 | WNW | 8.7 | ENE | E | 3.2 | 6.3 | ESE | 7.7 | ESE | ESE | 5.3 | 9.0 | WSW | 14.6 | WSW | ENE | 4.2 | 8.1 | ENE | 13.8 | ENE | WSW | |
| 27 | 6.9 | 10.9 | WNW | 12.9 | WNW | WNW | 5.1 | 8.3 | WNW | 13.4 | WNW | WNW | 5.8 | 10.1 | NW | 12.9 | NW | NW | 2.3 | 5.3 | E | 7.9 | E | NNW | 2.4 | 6.1 | NNE | 10.5 | NE | WNW | |
| 28 | 5.4 | 9.3 | WNW | 12.9 | WNW | WNW | 3.0 | 5.8 | WNW | 10.2 | WNW | WNW | 2.4 | 7.1 | NW | 9.8 | NW | WSW | 3.8 | 7.7 | WSW | 13.5 | WSW | WSW | 2.7 | 5.0 | WSW | 8.2 | WSW | WSW | |
| 29 | 4.3 | 7.8 | WNW | 10.3 | WNW | W | 2.5 | 4.3 | WNW | 7.1 | NW | WNW | 3.4 | 7.5 | NW | 10.3 | NW | NW | 2.4 | 5.0 | E | 7.7 | E | E | 2.0 | 4.2 | NE | 7.6 | NE | E | |
| 30 | 4.0 | 10.3 | WNW | 14.4 | WNW | E | 3.2 | 7.4 | WNW | 12.9 | SW | WNW | 3.4 | 10.2 | NW | 14.4 | NW | WNW | 5.1 | 9.1 | W | 15.5 | W | WSW | 4.9 | 12.2 | SW | 21.4 | WSW | WSW | |
| 31 | | | | | | | | | | | | | | | | | | | | | | | | | | | | | | | |
| 月最大 | | 15.1 | WNW | 19.0 | WNW | | | 10.3 | WSW | 20.9 | SSE | | | 14.0 | NW | 18.5 | S | | | 13.5 | W | 21.5 | WSW | | | 15.0 | SW | 27.2 | SW | | |
| 起日 | | 2 | | 2 | | | | 23 | | | 4 | | | 2 | | 4 | | | | 4 | | 10 | | | | 4 | | 4 | | | |
| 上旬平均 | 5.8 | | | | | WNW | 4.1 | | | | | WNW | 4.9 | | | | | SSE | 3.9 | | | | | E | 4.6 | | | | | WSW | |
| 中旬平均 | 4.7 | | | | | ESE | 3.1 | | | | | E | 3.8 | | | | | SE | 4.2 | | | | | ENE | 3.8 | | | | | ENE | |
| 下旬平均 | 4.6 | | | | | WNW | 3.2 | | | | | WNW | 3.6 | | | | | WNW | 4.4 | | | | | ENE | 3.6 | | | | | WSW | |
| 月平均 | 5.0 | | | | | WNW | 3.5 | | | | | WNW | 4.1 | | | | | WNW | 4.2 | | | | | ENE | 4.0 | | | | | WSW | |
| 10m/s以上日数 | | 13 | | | | | | 1 | | | | | | 9 | | | | | | | 7 | | | | | | 4 | | | | |
| 15m/s以上日数 | | 1 | | | | | | 0 | | | | | | 0 | | | | | | | 0 | | | | | | 1 | | | | |
| 20m/s以上日数 | | 0 | | | | | | 0 | | | | | | 0 | | | | | | | 0 | | | | | | 0 | | | | |
| 30m/s以上日数 | | 0 | | | | | | 0 | | | | | | 0 | | | | | | | 0 | | | | | | 0 | | | | |

地域気象観測風向・風速月報

2026年4月 単位:(m/s) 6/7頁

| 観測所名 | 笠利 | | | | | | 名瀬 | | | | | | 喜界島 | | | | | | 古仁屋 | | | | | | 天城 | | | | | | |
|------------|-----|------|-----|------|--------|--------|-----|------|-----|------|--------|--------|-----|------|-----|------|--------|--------|-----|------|------|------|--------|--------|-----|------|------|------|--------|--------|----|
| | 日付 | 平均 | 最大 | 最大風向 | 最大瞬間風向 | 最大瞬間風向 | 最多 | 平均 | 最大 | 最大風向 | 最大瞬間風向 | 最大瞬間風向 | 最多 | 平均 | 最大 | 最大風向 | 最大瞬間風向 | 最大瞬間風向 | 最多 | 平均 | 最大 | 最大風向 | 最大瞬間風向 | 最大瞬間風向 | 最多 | 平均 | 最大 | 最大風向 | 最大瞬間風向 | 最大瞬間風向 | 最多 |
| 1 | 6.5 | 11.4 | SW | 15.9 | SW | SSW | 4.5 | 9.4 | N | 16.1 | SSW | SSW | 5.5 | 9.5 | NW | 14.4 | SW | SSW | 3.8 | 9.6 | WSW | 14.2 | WSW | SSE | 7.7 | 11.8 | SSW | 18.5 | SW | S | |
| 2 | 3.8 | 7.4 | N | 10.3 | NW | NNW | 4.3 | 8.3 | N | 12.9 | NNE | N | 5.4 | 8.8 | NNW | 11.8 | NW | NNW | 2.5 | 6.5 | W | 10.2 | WNW | NNW | 6.1 | 9.3 | NNW | 11.8 | N | NNW | |
| 3 | 5.5 | 12.1 | SSE | 15.4 | S | SSE | 3.5 | 8.6 | SSE | 16.3 | S | SSE | 3.8 | 7.2 | SSE | 12.3 | SSE | SSE | 3.7 | 8.8 | SE | 14.3 | SE | SE | 3.6 | 7.8 | SSE | 11.8 | SSE | SSE | |
| 4 | 9.0 | 17.0 | SSW | 22.1 | SSW | S | 4.9 | 11.8 | S | 23.1 | S | S | 6.8 | 13.6 | W | 27.8 | WSW | SSE | 6.1 | 12.3 | SSE | 18.5 | SSE | SSE | 8.2 | 15.2 | S | 19.0 | S | S | |
| 5 | 1.9 | 5.7 | NW | 8.7 | NW | NW | 2.0 | 4.5 | NNE | 7.4 | NNE | SSW | 2.2 | 4.5 | WNW | 5.7 | WNW | NNE | 1.6 | 4.8 | W | 6.6 | W | N | 2.3 | 5.8 | NNW | 7.7 | NNW | ESE | |
| 6 | 5.1 | 11.5 | SW | 15.9 | SSW | SSE | 3.5 | 7.5 | SSE | 14.9 | SSW | S | 3.1 | 5.2 | S | 11.8 | SSW | SE | 2.8 | 8.6 | SSE | 14.4 | SSW | ESE | 4.6 | 10.9 | SSW | 13.9 | SSW | SSE | |
| 7 | 7.1 | 14.9 | SSW | 19.5 | SSW | N | 5.4 | 8.8 | S | 16.6 | S | N | 7.4 | 11.6 | SW | 20.6 | S | N | 3.6 | 6.9 | S | 15.1 | SSW | NNW | 8.8 | 13.7 | SW | 18.0 | SSW | NNE | |
| 8 | 5.8 | 8.0 | NE | 10.3 | NE | E | 3.9 | 7.3 | NNE | 10.7 | N | ENE | 5.7 | 8.9 | NE | 12.3 | ENE | E | 3.0 | 6.4 | ESE | 11.3 | SE | ESE | 5.5 | 9.3 | N | 12.3 | N | E | |
| 9 | 8.6 | 11.6 | S | 14.4 | S | S | 5.5 | 10.4 | S | 18.9 | S | S | 5.1 | 8.1 | SSE | 12.9 | S | SSE | 5.1 | 7.1 | SE | 12.0 | SSE | SE | 6.4 | 10.2 | SSE | 13.4 | SSE | SSE | |
| 10 | 7.3 | 10.3 | SW | 13.4 | SSW | SSW | 3.9 | 9.2 | SSW | 16.3 | SSW | SSW | 5.4 | 8.2 | SSW | 13.4 | SSW | SSW | 3.8 | 5.8 | WSW | 11.8 | W | SSE | 7.2 | 9.4 | SSW | 11.8 | SSW | S | |
| 11 | 2.8 | 6.8 | NNE | 9.3 | NE | NW | 2.6 | 5.9 | N | 8.2 | N | NNE | 3.6 | 5.4 | NW | 7.2 | NW | NNW | 2.3 | 4.8 | SE | 7.3 | WNW | WNW | 4.3 | 7.3 | N | 8.7 | N | N | |
| 12 | 2.9 | 7.4 | S | 10.3 | SSE | SE | 2.4 | 4.8 | S | 8.0 | SSW | SSE | 2.4 | 5.2 | S | 8.2 | ESE | ESE | 2.2 | 4.9 | ESE | 8.5 | ENE | ESE | 4.1 | 6.2 | E | 9.8 | E | E | |
| 13 | 5.2 | 9.3 | SSW | 12.9 | SW | SW | 2.4 | 8.0 | SSW | 13.6 | SW | SSW | 4.0 | 7.1 | SW | 11.3 | SSW | SW | 3.1 | 7.6 | WSW | 13.8 | WSW | WNW | 4.6 | 7.8 | SSW | 9.8 | SSW | S | |
| 14 | 2.7 | 6.9 | SW | 9.8 | WSW | WSW | 1.7 | 5.2 | SW | 10.7 | SW | SW | 3.0 | 6.5 | SW | 10.3 | SW | SW | 2.2 | 6.1 | W | 9.3 | WSW | W | 3.4 | 5.8 | SSW | 7.2 | SSW | SW | |
| 15 | 2.7 | 5.8 | NW | 9.3 | NW | NW | 2.3 | 7.0 | N | 10.0 | N | NNE | 3.7 | 7.2 | WNW | 9.3 | NNW | NW | 2.3 | 5.5 | WNW | 10.6 | W | WNW | 4.0 | 7.2 | NW | 9.3 | NW | NNW | |
| 16 | 5.1 | 8.1 | E | 9.8 | ESE | NE | 4.0 | 6.2 | E | 9.2 | SE | N | 5.0 | 7.8 | ENE | 12.3 | ENE | NNW | 2.5 | 5.6 | SE | 10.5 | E | E | 4.7 | 7.8 | NNW | 9.3 | E | N | |
| 17 | 7.1 | 8.8 | ESE | 10.8 | ESE | ESE | 3.7 | 6.6 | SSE | 12.7 | ESE | SSE | 5.0 | 7.5 | ESE | 12.3 | ESE | ESE | 4.8 | 8.1 | SE | 12.9 | ESE | ESE | 4.4 | 6.8 | SE | 11.3 | E | ESE | |
| 18 | 6.4 | 8.7 | SSE | 10.8 | SSE | SE | 4.3 | 6.0 | SSE | 10.4 | S | SSE | 3.7 | 6.0 | SSE | 11.3 | SE | SE | 3.5 | 5.7 | ESE | 10.4 | ESE | E | 3.4 | 5.3 | SSE | 8.2 | SE | SE | |
| 19 | 4.3 | 9.0 | SSE | 11.3 | SSE | NW | 2.1 | 5.8 | S | 11.2 | SSW | SSW | 3.7 | 6.0 | WSW | 10.8 | S | SSE | 2.9 | 6.4 | WNW | 9.5 | WNW | WNW | 4.2 | 7.2 | SW | 9.8 | WSW | WNW | |
| 20 | 3.1 | 6.4 | NW | 10.3 | NNW | NW | 2.4 | 5.3 | NNE | 9.0 | WNW | SSW | 4.5 | 6.8 | WNW | 8.7 | WNW | WSW | 3.1 | 6.3 | WNW | 9.9 | NW | WNW | 5.8 | 8.2 | NNW | 10.3 | NNW | WNW | |
| 21 | 3.9 | 7.1 | NNE | 9.3 | NE | NE | 3.5 | 6.3 | NNE | 9.7 | N | NNE | 4.0 | 5.7 | NE | 7.7 | NNE | NNE | 1.4 | 4.3 | E | 7.4 | E | NNE | 4.8 | 7.8 | NNW | 9.8 | NNW | NNW | |
| 22 | 6.2 | 9.8 | SSW | 13.4 | SSW | SSW | 3.3 | 8.1 | S | 13.5 | S | SSW | 3.5 | 6.1 | S | 9.8 | S | SSW | 3.5 | 6.5 | SSE | 8.9 | SSE | SSE | 5.8 | 9.6 | S | 11.8 | S | S | |
| 23 | 8.1 | 12.4 | SSW | 16.5 | SSW | SW | 4.2 | 10.0 | S | 16.9 | SSW | S | 5.9 | 8.3 | SW | 12.9 | SSW | SW | 3.5 | 6.3 | WSW | 12.5 | WSW | WSW | 7.4 | 12.2 | SW | 15.4 | SW | SSW | |
| 24 | 2.3 | 4.8 | NW | 7.7 | WSW | NNW | 1.9 | 5.3 | N | 7.8 | N | NNW | 4.4 | 6.6 | NW | 8.7 | N | W | 2.6 | 5.2 | WNW | 8.7 | WNW | WNW | 5.3 | 7.7 | NW | 9.3 | NW | NW | |
| 25 | 2.2 | 4.1 | NW | 6.2 | NW | NW | 2.0 | 4.3 | NNE | 6.6 | N | SW | 2.6 | 4.7 | NNW | 6.7 | NNW | NNW | 1.6 | 4.4 | WNW | 6.2 | W | WNW | 2.4 | 6.6 | NNW | 7.2 | NNW | NW | |
| 26 | 2.5 | 6.9 | S | 10.3 | WNW | WNW | 1.8 | 5.5 | SSE | 8.7 | NW | SSW | 3.2 | 6.9 | W | 9.3 | W | WNW | 2.0 | 6.0 | WNW | 10.2 | NW | WNW | 3.7 | 6.7 | WNW | 8.2 | NW | WNW | |
| 27 | 3.3 | 7.6 | NW | 10.8 | WNW | NW | 2.0 | 4.4 | NNE | 8.3 | W | SSW | 4.5 | 6.7 | WNW | 8.7 | WNW | NW | 2.5 | 5.9 | W | 8.8 | WNW | WNW | 3.7 | 5.9 | WNW | 8.2 | WNW | NW | |
| 28 | 2.4 | 4.7 | SW | 6.2 | SSW | WNW | 2.2 | 4.6 | NNE | 6.9 | N | SW | 2.2 | 4.6 | SW | 7.2 | SW | SW | 1.4 | 4.7 | SSE | 6.2 | SSE | W | 2.1 | 2.9 | WSW | 4.1 | WSW | ESE | |
| 29 | 3.1 | 6.0 | SSE | 7.7 | SSE | S | 2.5 | 4.5 | SSE | 8.8 | S | SSW | 2.3 | 4.2 | SW | 6.7 | SSW | SSE | 2.1 | 4.8 | SSE | 7.0 | SSE | ESE | 2.6 | 7.5 | SSE | 13.9 | S | SE | |
| 30 | 6.3 | 13.0 | SSW | 16.5 | SSW | SSW | 3.0 | 7.8 | SW | 14.2 | SW | SSW | 5.6 | 8.8 | WNW | 14.9 | SSW | SSW | 4.3 | 7.8 | SSE | 12.7 | SSE | WNW | 7.1 | 11.4 | S | 15.4 | S | W | |
| 31 | | | | | | | | | | | | | | | | | | | | | | | | | | | | | | | |
| 月最大 | | 17.0 | SSW | 22.1 | SSW | | | 11.8 | S | 23.1 | S | | | 13.6 | W | 27.8 | WSW | | | | 12.3 | SSE | 18.5 | SSE | | | 15.2 | S | 19.0 | S | |
| 起日 | | 4 | | 4 | | | | 4 | | 4 | | | | 4 | | 4 | | | | | 4 | | 4 | | | | 4 | | 4 | | |
| 上旬平均 | 6.1 | | | | | NNW | 4.1 | | | | | S | 5.0 | | | | | SSE | 3.6 | | | | | SSE | 6.0 | | | | | S | |
| 中旬平均 | 4.2 | | | | | NW | 2.8 | | | | | SSE | 3.9 | | | | | | SSE | 2.9 | | | | WNW | 4.3 | | | | | ESE | |
| 下旬平均 | 4.0 | | | | | SSW | 2.6 | | | | | SSW | 3.8 | | | | | | SSW | 2.5 | | | | WNW | 4.5 | | | | | NW | |
| 月平均 | 4.8 | | | | | SSW | 3.2 | | | | | SSW | 4.2 | | | | | | SSW | 3.0 | | | | WNW | 4.9 | | | | | S | |
| 10m/s 以上日数 | | 9 | | | | | | 3 | | | | | | 2 | | | | | | | 1 | | | | | | 7 | | | | |
| 15m/s 以上日数 | | 1 | | | | | | 0 | | | | | | 0 | | | | | | | 0 | | | | | | 1 | | | | |
| 20m/s 以上日数 | | 0 | | | | | | 0 | | | | | | 0 | | | | | | | 0 | | | | | | 0 | | | | |
| 30m/s 以上日数 | | 0 | | | | | | 0 | | | | | | 0 | | | | | | | 0 | | | | | | 0 | | | | |

地域気象観測風向・風速月報

2026年4月 単位:(m/s) 7/7頁

| 観測所名 | 伊仙 | | | | | | 沖永良部 | | | | | | 与論島 | | | | | |
|------------|-----|------|------|------|--------|-----|------|------|------|------|--------|-----|-----|------|------|------|--------|-----|
| | 平均 | 最大 | 最大風向 | 最大瞬間 | 最大瞬間風向 | 最多 | 平均 | 最大 | 最大風向 | 最大瞬間 | 最大瞬間風向 | 最多 | 平均 | 最大 | 最大風向 | 最大瞬間 | 最大瞬間風向 | 最多 |
| 1 | 5.0 | 9.7 | WSW | 19.9 | WSW | SSW | 6.5 | 11.8 | SSW | 15.4 | SSW | SSW | 6.4 | 10.2 | WSW | 15.4 | WSW | S |
| 2 | 3.1 | 5.3 | NW | 9.3 | WNW | NNW | 5.0 | 6.7 | N | 10.8 | N | NNW | 5.4 | 9.2 | NW | 11.8 | NNW | NNW |
| 3 | 4.7 | 8.5 | SE | 13.2 | SSE | SSE | 5.2 | 11.7 | S | 15.9 | SSE | S | 5.9 | 11.5 | SSE | 15.9 | SSE | SE |
| 4 | 5.9 | 11.0 | SW | 17.2 | SSW | S | 7.6 | 14.5 | SSW | 18.5 | S | S | 7.1 | 12.4 | S | 19.0 | S | S |
| 5 | 2.1 | 3.8 | E | 6.2 | E | NE | 2.7 | 5.2 | NE | 6.7 | NE | NE | 2.5 | 4.2 | ENE | 6.7 | E | NNE |
| 6 | 3.3 | 8.9 | SW | 13.8 | SW | ESE | 4.1 | 10.4 | SSW | 12.9 | SSW | SSE | 4.5 | 7.3 | SSW | 13.4 | SW | SE |
| 7 | 5.2 | 11.7 | WSW | 22.3 | S | NNE | 7.9 | 11.8 | SSW | 14.9 | N | NNE | 7.0 | 11.0 | SW | 17.0 | WSW | NNE |
| 8 | 4.6 | 6.8 | ENE | 10.8 | E | E | 6.3 | 8.5 | NNE | 12.3 | NE | E | 5.5 | 7.7 | ESE | 11.3 | SE | NNE |
| 9 | 5.6 | 7.3 | S | 10.8 | S | SSE | 6.9 | 9.0 | S | 12.9 | S | S | 7.5 | 9.5 | SSE | 12.9 | SSE | SSE |
| 10 | 5.6 | 7.8 | SW | 11.5 | SW | SW | 7.1 | 10.6 | SW | 13.9 | SW | SSW | 5.4 | 8.8 | SW | 11.8 | WSW | SW |
| 11 | 2.4 | 4.8 | WSW | 7.4 | NW | ENE | 3.2 | 5.7 | ENE | 8.2 | WSW | N | 3.4 | 6.6 | WSW | 9.3 | WSW | NNE |
| 12 | 3.4 | 4.8 | E | 7.9 | SW | E | 4.6 | 7.4 | SSW | 9.3 | SSW | SSW | 4.5 | 7.0 | S | 10.8 | S | S |
| 13 | 5.0 | 8.7 | WSW | 12.5 | SW | SW | 5.0 | 9.2 | SW | 12.9 | SW | SW | 4.7 | 8.6 | WSW | 11.3 | WSW | WSW |
| 14 | 4.0 | 7.6 | WSW | 11.7 | WSW | WSW | 3.7 | 6.8 | SSW | 9.8 | SW | SSW | 4.3 | 6.9 | WSW | 9.8 | WSW | WSW |
| 15 | 2.9 | 6.2 | W | 9.7 | WNW | W | 3.6 | 5.4 | NW | 8.2 | NNW | NNW | 4.1 | 7.3 | NW | 9.3 | NW | NW |
| 16 | 3.7 | 6.0 | E | 11.1 | E | ENE | 3.9 | 6.5 | ESE | 9.8 | ESE | NNE | 3.3 | 4.6 | N | 6.7 | N | NNE |
| 17 | 5.6 | 7.1 | ESE | 11.3 | E | ESE | 4.5 | 7.6 | ESE | 10.8 | ESE | ESE | 6.3 | 8.5 | SE | 11.3 | SE | SE |
| 18 | 4.8 | 6.4 | SE | 9.9 | SE | SE | 3.2 | 8.8 | S | 12.3 | S | S | 4.8 | 7.9 | SSE | 11.3 | SSE | SSE |
| 19 | 3.4 | 6.9 | SE | 10.5 | SE | WNW | 2.6 | 4.8 | NW | 8.2 | NNW | NW | 3.7 | 7.4 | NW | 9.3 | NW | NW |
| 20 | 3.4 | 6.8 | WNW | 11.1 | W | WNW | 3.7 | 6.1 | NNW | 9.8 | N | WNW | 5.7 | 8.9 | NW | 11.8 | WNW | WNW |
| 21 | 2.9 | 5.3 | NE | 8.1 | NE | NE | 3.8 | 6.5 | N | 9.3 | N | N | 4.0 | 7.0 | NNW | 9.3 | NNW | N |
| 22 | 4.4 | 7.1 | S | 9.9 | SSW | SSW | 6.2 | 10.0 | SSW | 12.9 | SSW | S | 4.9 | 7.5 | S | 11.3 | S | S |
| 23 | 5.5 | 10.1 | SW | 14.2 | SW | SW | 6.6 | 12.7 | SSW | 15.4 | SSW | SSW | 5.3 | 9.1 | WSW | 19.0 | WSW | S |
| 24 | 2.5 | 4.9 | WNW | 8.4 | WNW | WNW | 3.5 | 4.9 | NW | 8.7 | NW | NW | 5.5 | 7.6 | NNW | 9.3 | NNW | NW |
| 25 | 1.8 | 4.1 | WSW | 5.7 | W | NNW | 2.1 | 4.8 | NNW | 7.2 | NNW | N | 2.5 | 6.3 | NW | 7.7 | NW | NNW |
| 26 | 2.5 | 5.8 | WNW | 9.4 | WNW | NW | 2.7 | 5.3 | SSW | 8.7 | NW | NW | 3.2 | 6.4 | NW | 8.2 | NW | NW |
| 27 | 3.0 | 4.9 | NW | 8.2 | NW | NW | 2.6 | 4.5 | NW | 7.7 | NW | NW | 3.4 | 5.3 | NW | 7.2 | NW | NW |
| 28 | 2.6 | 4.4 | SSW | 6.6 | SSW | SSW | 1.7 | 3.6 | S | 5.1 | SW | WSW | 1.9 | 3.1 | SSE | 5.1 | SSE | ESE |
| 29 | 2.6 | 4.9 | SSE | 8.3 | SSE | SE | 2.6 | 7.9 | S | 10.8 | S | SE | 3.9 | 7.5 | SE | 10.3 | SSE | SE |
| 30 | 5.1 | 8.2 | W | 13.3 | WSW | W | 5.8 | 11.3 | SSW | 14.4 | S | WNW | 5.9 | 9.9 | W | 14.4 | WSW | NW |
| 31 | | | | | | | | | | | | | | | | | | |
| 月最大 | | 11.7 | WSW | 22.3 | S | | | 14.5 | SSW | 18.5 | S | | | 12.4 | S | 19.0 | WSW | |
| 起日 | | 7 | | 7 | | | | 4 | | 4 | | | | 4 | | 23 | | |
| 上旬平均 | 4.5 | | | | | SSW | 5.9 | | | | | S | 5.7 | | | | | S |
| 中旬平均 | 3.9 | | | | | WNW | 3.8 | | | | | NW | 4.5 | | | | | NW |
| 下旬平均 | 3.3 | | | | | NW | 3.8 | | | | | NW | 4.1 | | | | | NW |
| 月平均 | 3.9 | | | | | WNW | 4.5 | | | | | SSW | 4.8 | | | | | NW |
| 10m/s 以上日数 | | 3 | | | | | | 9 | | | | | | 4 | | | | |
| 15m/s 以上日数 | | 0 | | | | | | 0 | | | | | | 0 | | | | |
| 20m/s 以上日数 | | 0 | | | | | | 0 | | | | | | 0 | | | | |
| 30m/s 以上日数 | | 0 | | | | | | 0 | | | | | | 0 | | | | |

地域気象観測気温月報

2026年4月 単位:℃ 1/5頁

| 観測所名 | 阿久根 | | | 大口 | | | さつま柏原 | | | 中甕 | | | 川内 | | | 溝辺 | | | 東市来 | | |
|---------|------|------|------|------|------|------|-------|------|------|------|------|------|------|------|------|------|------|------|------|------|------|
| | 平均 | 最高 | 最低 | 平均 | 最高 | 最低 | 平均 | 最高 | 最低 | 平均 | 最高 | 最低 | 平均 | 最高 | 最低 | 平均 | 最高 | 最低 | 平均 | 最高 | 最低 |
| 1 | 12.7 | 13.9 | 11.7 | 12.6 | 14.6 | 11.1 | 13.2 | 15.1 | 11.5 | 14.4 | 15.6 | 13.5 | 13.6 | 15.2 | 10.9 | 12.0 | 13.9 | 9.6 | 13.5 | 15.4 | 11.1 |
| 2 | 14.5 | 18.8 | 10.6 | 12.4 | 18.7 | 5.6 | 12.9 | 19.8 | 5.9 | 15.6 | 19.4 | 11.4 | 13.2 | 18.8 | 8.5 | 13.0 | 19.4 | 7.3 | 13.8 | 19.5 | 8.2 |
| 3 | 16.3 | 22.2 | 9.7 | 13.9 | 22.9 | 3.7 | 14.2 | 23.7 | 4.3 | 16.5 | 20.9 | 10.6 | 15.5 | 24.0 | 7.3 | 14.0 | 21.7 | 5.8 | 15.3 | 22.1 | 7.8 |
| 4 | 17.6 | 19.6 | 16.0 | 16.4 | 19.3 | 14.5 | 17.4 | 20.7 | 14.9 | 18.5 | 21.1 | 16.5 | 18.3 | 20.7 | 14.9 | 15.9 | 19.0 | 13.1 | 17.6 | 19.5 | 15.7 |
| 5 | 16.2 | 20.4 | 11.8 | 14.6 | 21.8 | 6.7 | 14.7 | 21.4 | 7.2 | 16.6 | 20.6 | 11.2 | 15.9 | 20.7 | 10.6 | 14.5 | 21.1 | 7.4 | 15.5 | 20.3 | 10.3 |
| 6 | 17.8 | 24.1 | 10.1 | 15.1 | 24.8 | 5.7 | 15.4 | 24.9 | 5.8 | 17.6 | 22.8 | 11.0 | 17.2 | 25.9 | 9.2 | 15.5 | 22.9 | 6.8 | 17.3 | 25.0 | 9.4 |
| 7 | 15.3 | 19.4 | 10.2 | 14.6 | 19.2 | 6.7 | 15.0 | 19.9 | 7.4 | 16.1 | 18.5 | 11.8 | 16.0 | 20.5 | 8.8 | 14.2 | 20.4 | 7.8 | 16.0 | 21.1 | 8.4 |
| 8 | 13.0 | 19.2 | 7.3 | 11.1 | 21.8 | 0.8 | 11.4 | 21.8 | 0.9 | 15.0 | 19.1 | 11.2 | 12.6 | 21.2 | 3.8 | 11.4 | 19.2 | 2.4 | 12.9 | 20.5 | 5.6 |
| 9 | 17.2 | 20.8 | 10.8 | 13.4 | 17.4 | 4.7 | 13.7 | 19.2 | 4.7 | 17.9 | 20.8 | 15.2 | 16.5 | 20.7 | 10.0 | 14.8 | 18.1 | 7.5 | 16.9 | 21.0 | 9.9 |
| 10 | 19.4 | 21.6 | 16.6 | 19.5 | 22.4 | 15.7 | 20.2 | 22.9 | 16.2 | 20.0 | 22.4 | 17.0 | 20.8 | 23.1 | 17.4 | 19.5 | 22.1 | 15.6 | 20.1 | 22.6 | 16.9 |
| 11 | 16.6 | 21.1 | 14.2 | 17.2 | 25.6 | 10.7 | 16.8 | 24.8 | 9.8 | 16.9 | 20.4 | 15.3 | 17.3 | 22.7 | 14.0 | 16.8 | 23.4 | 11.8 | 16.6 | 20.1 | 13.5 |
| 12 | 17.3 | 23.9 | 14.3 | 17.3 | 26.8 | 12.5 | 17.3 | 26.0 | 12.7 | 17.3 | 23.0 | 14.4 | 17.5 | 25.8 | 14.3 | 16.6 | 23.6 | 13.0 | 16.6 | 23.9 | 13.9 |
| 13 | 16.5 | 19.6 | 14.0 | 16.1 | 18.8 | 13.3 | 16.3 | 19.6 | 13.9 | 16.9 | 19.9 | 14.9 | 17.0 | 19.2 | 14.7 | 15.1 | 17.1 | 13.0 | 16.9 | 19.4 | 14.5 |
| 14 | 17.5 | 18.5 | 16.7 | 17.4 | 18.2 | 16.5 | 17.3 | 18.5 | 16.1 | 18.1 | 18.9 | 17.0 | 18.3 | 19.0 | 17.1 | 16.7 | 17.4 | 15.3 | 18.1 | 18.4 | 17.2 |
| 15 | 18.0 | 20.5 | 16.1 | 18.1 | 21.8 | 14.2 | 18.8 | 23.3 | 15.1 | 18.4 | 20.2 | 17.0 | 18.4 | 21.4 | 14.5 | 18.0 | 22.8 | 13.5 | 18.4 | 22.5 | 15.0 |
| 16 | 18.8 | 25.2 | 14.3 | 18.6 | 28.9 | 9.3 | 18.8 | 28.5 | 9.9 | 18.8 | 24.5 | 15.1 | 18.5 | 27.0 | 12.1 | 18.3 | 25.9 | 12.0 | 18.2 | 24.8 | 12.3 |
| 17 | 20.2 | 26.3 | 14.3 | 17.3 | 25.0 | 9.8 | 18.5 | 26.3 | 10.3 | 20.3 | 24.0 | 15.6 | 19.6 | 25.6 | 13.5 | 18.4 | 23.0 | 14.2 | 19.2 | 25.4 | 12.0 |
| 18 | 18.9 | 22.9 | 16.2 | 18.1 | 22.6 | 15.4 | 19.0 | 23.8 | 16.0 | 19.4 | 23.0 | 16.5 | 19.5 | 24.7 | 16.6 | 17.4 | 21.3 | 14.9 | 19.2 | 23.4 | 15.9 |
| 19 | 16.7 | 19.9 | 15.9 | 15.9 | 17.8 | 14.7 | 16.2 | 19.8 | 15.3 | 17.5 | 19.7 | 16.4 | 17.0 | 20.4 | 16.1 | 15.7 | 18.4 | 14.6 | 17.0 | 19.4 | 15.8 |
| 20 | 18.5 | 23.0 | 15.2 | 19.2 | 26.2 | 14.6 | 18.9 | 25.7 | 13.6 | 19.2 | 23.6 | 15.3 | 19.4 | 25.3 | 15.4 | 18.0 | 23.1 | 13.1 | 19.0 | 24.5 | 15.4 |
| 21 | 18.8 | 24.1 | 15.5 | 18.8 | 26.4 | 13.4 | 19.0 | 26.1 | 14.2 | 18.4 | 22.7 | 15.1 | 20.0 | 25.8 | 15.8 | 18.5 | 24.7 | 13.6 | 19.0 | 24.7 | 15.1 |
| 22 | 17.0 | 22.6 | 12.5 | 15.3 | 21.5 | 10.4 | 16.0 | 22.6 | 10.4 | 17.5 | 22.3 | 13.7 | 17.2 | 22.6 | 12.6 | 15.6 | 21.3 | 9.9 | 17.0 | 22.6 | 12.5 |
| 23 | 17.4 | 21.9 | 15.2 | 16.6 | 20.4 | 14.7 | 17.2 | 20.6 | 15.1 | 18.2 | 20.4 | 16.2 | 18.1 | 21.3 | 16.0 | 16.8 | 20.0 | 14.4 | 18.1 | 21.9 | 15.7 |
| 24 | 15.1 | 16.3 | 13.8 | 15.7 | 18.2 | 13.8 | 16.2 | 18.8 | 14.4 | 16.4 | 17.7 | 15.3 | 16.6 | 19.1 | 15.0 | 15.4 | 18.5 | 14.0 | 17.0 | 19.5 | 15.6 |
| 25 | 17.4 | 22.3 | 13.7 | 17.5 | 21.2 | 14.7 | 17.5 | 22.4 | 13.2 | 18.9 | 22.9 | 15.4 | 18.7 | 22.5 | 15.7 | 16.5 | 19.7 | 13.8 | 18.4 | 22.1 | 14.6 |
| 26 | 16.3 | 19.8 | 13.3 | 16.4 | 21.2 | 11.3 | 16.8 | 22.3 | 13.7 | 17.5 | 20.2 | 14.7 | 17.8 | 22.5 | 14.9 | 16.5 | 21.6 | 10.6 | 17.8 | 23.1 | 13.0 |
| 27 | 17.3 | 21.9 | 12.7 | 16.7 | 24.9 | 10.2 | 17.6 | 24.4 | 12.2 | 18.5 | 22.9 | 14.5 | 17.7 | 23.0 | 13.0 | 16.8 | 24.9 | 9.8 | 17.4 | 23.3 | 11.6 |
| 28 | 18.8 | 23.1 | 14.1 | 17.5 | 25.8 | 10.0 | 18.5 | 25.8 | 12.1 | 19.0 | 23.9 | 13.2 | 18.7 | 24.3 | 13.5 | 17.7 | 24.9 | 9.3 | 18.3 | 23.4 | 12.1 |
| 29 | 17.7 | 21.6 | 14.9 | 18.1 | 25.9 | 12.5 | 18.9 | 26.6 | 14.6 | 18.3 | 22.9 | 15.6 | 18.9 | 24.7 | 14.7 | 18.6 | 25.7 | 14.2 | 18.7 | 23.2 | 14.1 |
| 30 | 15.8 | 17.9 | 13.8 | 16.0 | 18.9 | 13.6 | 16.2 | 18.9 | 13.8 | 16.7 | 18.5 | 15.2 | 16.7 | 18.9 | 14.4 | 15.5 | 18.2 | 13.6 | 16.8 | 19.3 | 14.3 |
| 31 | | | | | | | | | | | | | | | | | | | | | |
| 月極値 | | 26.3 | 7.3 | | 28.9 | 0.8 | | 28.5 | 0.9 | | 24.5 | 10.6 | | 27.0 | 3.8 | | 25.9 | 2.4 | | 25.4 | 5.6 |
| 起日 | | 17 | 8 | | 16 | 8 | | 16 | 8 | | 16 | 3 | | 16 | 8 | | 16 | 8 | | 17 | 8 |
| 上旬平均 | 16.0 | 20.0 | 11.5 | 14.4 | 20.3 | 7.5 | 14.8 | 20.9 | 7.9 | 16.8 | 20.1 | 12.9 | 16.0 | 21.1 | 10.1 | 14.5 | 19.8 | 8.3 | 15.9 | 20.7 | 10.3 |
| 中旬平均 | 17.9 | 22.1 | 15.1 | 17.5 | 23.2 | 13.1 | 17.8 | 23.6 | 13.3 | 18.3 | 21.7 | 15.8 | 18.3 | 23.1 | 14.8 | 17.1 | 21.6 | 13.5 | 17.9 | 22.2 | 14.6 |
| 下旬平均 | 17.2 | 21.2 | 14.0 | 16.9 | 22.4 | 12.5 | 17.4 | 22.9 | 13.4 | 17.9 | 21.4 | 14.9 | 18.0 | 22.5 | 14.6 | 16.8 | 22.0 | 12.3 | 17.9 | 22.3 | 13.9 |
| 月平均 | 17.0 | 21.1 | 13.5 | 16.2 | 22.0 | 11.0 | 16.7 | 22.5 | 11.5 | 17.7 | 21.1 | 14.5 | 17.4 | 22.2 | 13.2 | 16.1 | 21.1 | 11.4 | 17.2 | 21.7 | 12.9 |
| 0℃未満日数 | 0 | 0 | 0 | 0 | 0 | 0 | 0 | 0 | 0 | 0 | 0 | 0 | 0 | 0 | 0 | 0 | 0 | 0 | 0 | 0 | 0 |
| 25℃以上日数 | 0 | 2 | 0 | 0 | 8 | 0 | 0 | 7 | 0 | 0 | 0 | 0 | 0 | 6 | 0 | 0 | 2 | 0 | 0 | 2 | 0 |
| 30℃以上日数 | | 0 | | | 0 | | | 0 | | | 0 | | | 0 | | | 0 | | | 0 | |
| 35℃以上日数 | | 0 | | | 0 | | | 0 | | | 0 | | | 0 | | | 0 | | | 0 | |
| 積算気温 | 511 | | | 487 | | | 500 | | | 530 | | | 523 | | | 484 | | | 517 | | |

地域気象観測気温月報

2026年4月 単位:℃ 2/5頁

| 観測所名 | 牧之原 | | | 鹿兒島 | | | 輝北 | | | 加世田 | | | 志布志 | | | 喜入 | | | 鹿屋 | | |
|---------|------|------|------|------|------|------|------|------|------|------|------|------|------|------|------|------|------|------|------|------|------|
| | 平均 | 最高 | 最低 | 平均 | 最高 | 最低 | 平均 | 最高 | 最低 | 平均 | 最高 | 最低 | 平均 | 最高 | 最低 | 平均 | 最高 | 最低 | 平均 | 最高 | 最低 |
| 1 | 11.5 | 13.1 | 9.1 | 14.6 | 16.2 | 12.3 | 12.1 | 13.9 | 10.1 | 14.5 | 15.7 | 13.5 | 13.6 | 15.4 | 10.3 | 14.4 | 16.2 | 12.1 | 14.1 | 15.4 | 11.6 |
| 2 | 12.1 | 17.9 | 8.6 | 15.4 | 21.5 | 10.7 | 12.9 | 17.9 | 9.6 | 15.6 | 19.9 | 10.6 | 14.4 | 22.1 | 8.4 | 15.2 | 21.7 | 10.0 | 14.4 | 20.7 | 8.1 |
| 3 | 12.9 | 19.3 | 5.7 | 16.7 | 22.2 | 10.1 | 13.4 | 20.2 | 5.5 | 16.3 | 22.4 | 8.4 | 15.7 | 22.2 | 7.5 | 16.2 | 22.6 | 7.7 | 15.3 | 21.8 | 6.4 |
| 4 | 15.3 | 19.2 | 12.9 | 19.0 | 22.1 | 16.6 | 16.0 | 18.9 | 13.6 | 18.8 | 21.8 | 16.9 | 18.4 | 20.7 | 15.3 | 18.8 | 23.1 | 16.5 | 18.4 | 20.7 | 16.5 |
| 5 | 13.8 | 18.2 | 10.5 | 17.6 | 23.0 | 13.2 | 14.5 | 19.2 | 9.7 | 16.6 | 20.8 | 11.2 | 16.9 | 23.6 | 11.3 | 16.7 | 23.5 | 10.3 | 17.1 | 22.7 | 10.7 |
| 6 | 15.9 | 22.1 | 9.2 | 17.5 | 23.2 | 11.6 | 16.0 | 23.9 | 8.3 | 17.4 | 24.8 | 9.7 | 16.4 | 22.2 | 9.5 | 15.9 | 21.7 | 8.8 | 16.8 | 25.6 | 7.5 |
| 7 | 13.7 | 19.3 | 6.4 | 17.3 | 23.0 | 11.2 | 14.1 | 18.7 | 7.7 | 16.6 | 20.2 | 10.6 | 16.5 | 23.5 | 9.5 | 16.6 | 22.7 | 10.5 | 16.9 | 23.6 | 9.7 |
| 8 | 10.7 | 18.3 | 3.6 | 15.0 | 20.4 | 9.0 | 10.7 | 17.5 | 3.2 | 13.1 | 21.0 | 4.6 | 12.2 | 18.9 | 5.4 | 13.4 | 21.1 | 5.8 | 13.3 | 19.9 | 5.5 |
| 9 | 13.4 | 19.6 | 6.6 | 17.6 | 19.9 | 12.5 | 13.4 | 19.3 | 6.0 | 17.1 | 21.5 | 9.7 | 15.9 | 20.7 | 8.0 | 16.7 | 21.4 | 9.4 | 16.4 | 20.8 | 9.0 |
| 10 | 18.3 | 20.7 | 14.2 | 21.9 | 25.3 | 17.9 | 19.4 | 21.5 | 15.2 | 21.4 | 24.8 | 17.8 | 21.8 | 25.0 | 17.2 | 21.6 | 24.0 | 17.6 | 21.3 | 23.4 | 17.5 |
| 11 | 15.4 | 21.6 | 12.1 | 18.9 | 24.3 | 15.4 | 16.4 | 23.7 | 12.8 | 17.4 | 19.9 | 15.1 | 18.0 | 24.8 | 13.5 | 18.3 | 24.1 | 15.0 | 18.7 | 24.4 | 14.2 |
| 12 | 16.1 | 22.0 | 12.3 | 18.0 | 22.4 | 14.4 | 16.9 | 22.0 | 12.2 | 16.6 | 22.9 | 13.5 | 17.3 | 23.5 | 13.7 | 16.4 | 22.7 | 12.5 | 17.6 | 23.5 | 13.9 |
| 13 | 13.7 | 16.8 | 12.0 | 17.6 | 20.3 | 14.7 | 13.8 | 15.6 | 12.1 | 17.4 | 20.0 | 14.5 | 15.6 | 17.3 | 13.6 | 16.6 | 18.9 | 14.1 | 16.0 | 18.0 | 14.3 |
| 14 | 15.6 | 16.6 | 14.4 | 18.2 | 18.8 | 17.6 | 15.8 | 17.0 | 14.5 | 18.4 | 19.2 | 16.7 | 17.5 | 19.0 | 15.9 | 18.1 | 18.6 | 17.5 | 17.8 | 18.7 | 16.8 |
| 15 | 16.5 | 18.3 | 14.1 | 19.9 | 25.5 | 17.4 | 17.1 | 20.4 | 14.3 | 18.8 | 20.7 | 16.5 | 19.7 | 24.7 | 16.9 | 19.1 | 24.6 | 14.8 | 19.1 | 23.6 | 15.8 |
| 16 | 17.0 | 24.2 | 11.8 | 20.6 | 26.4 | 15.4 | 17.3 | 24.9 | 12.0 | 18.4 | 25.5 | 12.4 | 19.7 | 27.3 | 13.9 | 19.3 | 26.9 | 13.4 | 19.9 | 25.8 | 13.5 |
| 17 | 16.5 | 21.4 | 12.7 | 21.3 | 25.1 | 18.3 | 17.1 | 22.1 | 13.6 | 19.5 | 24.5 | 13.3 | 19.3 | 23.3 | 14.1 | 19.9 | 25.8 | 13.9 | 20.2 | 23.5 | 16.6 |
| 18 | 16.1 | 20.7 | 14.6 | 20.2 | 23.6 | 18.2 | 16.3 | 20.1 | 14.9 | 19.8 | 24.1 | 17.0 | 19.2 | 23.3 | 17.1 | 19.4 | 23.3 | 16.9 | 19.7 | 23.8 | 17.8 |
| 19 | 14.8 | 18.0 | 13.7 | 18.0 | 19.8 | 16.7 | 15.1 | 17.7 | 14.3 | 17.7 | 20.8 | 16.4 | 17.2 | 19.9 | 15.9 | 17.5 | 19.4 | 16.4 | 17.6 | 19.7 | 16.3 |
| 20 | 16.6 | 22.1 | 13.7 | 20.1 | 25.2 | 16.7 | 17.1 | 22.8 | 14.0 | 19.4 | 24.8 | 15.8 | 18.8 | 24.7 | 14.9 | 19.3 | 25.1 | 15.9 | 19.6 | 25.8 | 16.1 |
| 21 | 17.2 | 24.7 | 13.5 | 20.8 | 26.2 | 17.5 | 17.8 | 24.3 | 12.6 | 19.5 | 24.3 | 16.5 | 19.0 | 26.7 | 14.2 | 20.1 | 26.9 | 16.2 | 20.0 | 26.6 | 15.2 |
| 22 | 14.4 | 20.2 | 10.2 | 18.3 | 22.8 | 16.5 | 14.6 | 20.2 | 9.7 | 17.2 | 22.7 | 12.6 | 16.5 | 23.4 | 12.1 | 16.9 | 22.6 | 11.7 | 17.1 | 23.7 | 12.3 |
| 23 | 16.1 | 20.5 | 13.2 | 18.7 | 21.0 | 16.4 | 16.9 | 21.7 | 13.4 | 19.2 | 23.9 | 16.4 | 18.4 | 22.6 | 15.4 | 18.9 | 24.2 | 16.2 | 18.9 | 23.9 | 15.6 |
| 24 | 14.4 | 17.0 | 13.1 | 18.2 | 21.0 | 17.0 | 14.8 | 17.5 | 13.3 | 17.6 | 19.3 | 16.4 | 16.9 | 20.6 | 14.9 | 17.8 | 20.7 | 16.0 | 17.5 | 21.1 | 15.6 |
| 25 | 14.4 | 17.2 | 12.7 | 19.2 | 21.9 | 16.9 | 14.8 | 17.6 | 12.8 | 18.9 | 24.5 | 15.3 | 16.8 | 20.6 | 14.3 | 18.4 | 22.2 | 15.7 | 17.6 | 21.3 | 15.4 |
| 26 | 15.3 | 18.9 | 11.6 | 19.2 | 23.0 | 15.5 | 15.4 | 19.3 | 11.2 | 18.5 | 23.3 | 14.0 | 17.8 | 23.0 | 13.5 | 18.0 | 23.3 | 13.3 | 18.2 | 23.1 | 13.2 |
| 27 | 16.0 | 22.1 | 11.6 | 19.3 | 26.1 | 14.0 | 16.9 | 23.6 | 11.6 | 18.2 | 23.0 | 13.6 | 18.6 | 27.5 | 12.5 | 18.2 | 26.5 | 12.5 | 18.1 | 25.7 | 11.3 |
| 28 | 17.1 | 22.3 | 13.5 | 20.3 | 26.9 | 14.8 | 18.2 | 24.2 | 12.3 | 18.9 | 24.0 | 12.9 | 19.9 | 27.6 | 12.7 | 18.8 | 26.2 | 12.6 | 19.8 | 25.7 | 12.7 |
| 29 | 17.9 | 24.2 | 15.0 | 20.9 | 27.2 | 17.4 | 19.0 | 24.4 | 15.6 | 19.3 | 23.2 | 15.7 | 20.7 | 27.6 | 16.3 | 20.2 | 26.8 | 15.5 | 21.5 | 27.0 | 18.2 |
| 30 | 14.3 | 15.6 | 12.0 | 17.8 | 20.5 | 15.6 | 14.6 | 16.0 | 12.4 | 17.6 | 20.6 | 15.2 | 16.7 | 18.0 | 14.8 | 17.1 | 18.5 | 15.5 | 16.8 | 18.8 | 15.3 |
| 31 | | | | | | | | | | | | | | | | | | | | | |
| 月極値 | | 24.7 | 3.6 | | 27.2 | 9.0 | | 24.9 | 3.2 | | 25.5 | 4.6 | | 27.6 | 5.4 | | 26.9 | 5.8 | | 27.0 | 5.5 |
| 起日 | | 21 | 8 | | 29 | 8 | | 16 | 8 | | 16 | 8 | | 29 | 8 | | 21 | 8 | | 29 | 8 |
| 上旬平均 | 13.8 | 18.8 | 8.7 | 17.3 | 21.7 | 12.5 | 14.3 | 19.1 | 8.9 | 16.7 | 21.3 | 11.3 | 16.2 | 21.4 | 10.2 | 16.6 | 21.8 | 10.9 | 16.4 | 21.5 | 10.3 |
| 中旬平均 | 15.8 | 20.2 | 13.1 | 19.3 | 23.1 | 16.5 | 16.3 | 20.6 | 13.5 | 18.3 | 22.2 | 15.1 | 18.2 | 22.8 | 15.0 | 18.4 | 22.9 | 15.0 | 18.6 | 22.7 | 15.5 |
| 下旬平均 | 15.7 | 20.3 | 12.6 | 19.3 | 23.7 | 16.2 | 16.3 | 20.9 | 12.5 | 18.5 | 22.9 | 14.9 | 18.1 | 23.8 | 14.1 | 18.4 | 23.8 | 14.5 | 18.6 | 23.7 | 14.5 |
| 月平均 | 15.1 | 19.7 | 11.5 | 18.6 | 22.8 | 15.1 | 15.6 | 20.2 | 11.6 | 17.9 | 22.1 | 13.8 | 17.5 | 22.7 | 13.1 | 17.8 | 22.8 | 13.5 | 17.9 | 22.6 | 13.4 |
| 0℃未満日数 | 0 | 0 | 0 | 0 | 0 | 0 | 0 | 0 | 0 | 0 | 0 | 0 | 0 | 0 | 0 | 0 | 0 | 0 | 0 | 0 | 0 |
| 25℃以上日数 | 0 | 0 | 0 | 0 | 9 | 0 | 0 | 0 | 0 | 0 | 1 | 0 | 0 | 6 | 0 | 0 | 7 | 0 | 0 | 7 | 0 |
| 30℃以上日数 | | 0 | | | 0 | | | 0 | | | 0 | | | 0 | | | 0 | | | 0 | |
| 35℃以上日数 | | 0 | | | 0 | | | 0 | | | 0 | | | 0 | | | 0 | | | 0 | |
| 積算気温 | 453 | | | 558 | | | 468 | | | 536 | | | 525 | | | 534 | | | 536 | | |

地域気象観測気温月報

2026年4月 単位:℃ 3/5頁

| 観測所名 | 肝付前田 | | | 枕崎 | | | 指宿 | | | 内之浦 | | | 田代 | | | 種子島 | | | 中種子 | | |
|----------|------|------|------|------|------|------|------|------|------|------|------|------|------|------|------|------|------|------|------|------|------|
| | 平均 | 最高 | 最低 | 平均 | 最高 | 最低 | 平均 | 最高 | 最低 | 平均 | 最高 | 最低 | 平均 | 最高 | 最低 | 平均 | 最高 | 最低 | 平均 | 最高 | 最低 |
| 1 | 14.0 | 15.4 | 11.0 | 14.4 | 16.2 | 13.2 | 14.5 | 16.0 | 11.0 | 14.7 | 16.1 | 13.1 | 13.5 | 16.2 | 11.3 | 16.5 | 18.3 | 14.7 | 14.9 | 18.0 | 13.0 |
| 2 | 15.0 | 21.3 | 9.8 | 15.4 | 20.6 | 10.0 | 14.6 | 21.6 | 9.7 | 15.4 | 20.9 | 8.0 | 13.2 | 18.8 | 6.2 | 17.0 | 19.4 | 15.2 | 14.8 | 18.7 | 12.0 |
| 3 | 15.5 | 21.5 | 6.2 | 16.6 | 21.4 | 9.0 | 17.1 | 23.6 | 9.4 | 16.1 | 20.9 | 7.0 | 14.4 | 21.2 | 4.7 | 17.8 | 23.1 | 10.4 | 16.1 | 20.9 | 8.0 |
| 4 | 18.8 | 21.0 | 16.7 | 18.7 | 21.0 | 16.9 | 18.7 | 21.7 | 16.2 | 19.2 | 21.6 | 17.1 | 17.3 | 19.8 | 15.0 | 19.4 | 21.4 | 18.0 | 17.4 | 19.7 | 15.4 |
| 5 | 17.2 | 22.7 | 12.5 | 16.7 | 21.2 | 11.0 | 16.8 | 21.8 | 10.8 | 16.9 | 22.5 | 9.5 | 14.7 | 19.7 | 8.5 | 18.3 | 20.5 | 17.0 | 15.9 | 19.3 | 13.2 |
| 6 | 16.7 | 24.8 | 8.8 | 16.8 | 23.4 | 9.6 | 17.1 | 25.0 | 9.8 | 16.5 | 24.9 | 7.8 | 15.5 | 24.2 | 6.3 | 18.7 | 23.4 | 12.4 | 17.4 | 22.6 | 9.3 |
| 7 | 16.5 | 24.1 | 8.0 | 16.4 | 20.2 | 11.2 | 17.0 | 22.7 | 10.7 | 17.0 | 22.8 | 8.4 | 15.1 | 20.6 | 5.6 | 18.0 | 20.8 | 15.1 | 16.0 | 19.3 | 12.3 |
| 8 | 12.6 | 20.9 | 5.4 | 14.3 | 19.0 | 6.9 | 14.1 | 21.1 | 8.0 | 12.3 | 19.0 | 5.0 | 11.3 | 18.7 | 4.4 | 15.8 | 20.2 | 11.9 | 14.0 | 17.9 | 10.7 |
| 9 | 15.8 | 21.4 | 7.1 | 18.4 | 20.6 | 15.2 | 17.0 | 21.9 | 9.8 | 16.8 | 21.4 | 8.6 | 16.7 | 20.4 | 8.3 | 19.0 | 22.5 | 12.1 | 17.6 | 20.7 | 12.4 |
| 10 | 22.5 | 25.8 | 17.5 | 20.8 | 22.6 | 17.5 | 22.0 | 25.7 | 17.5 | 23.1 | 27.8 | 18.7 | 21.2 | 25.7 | 16.5 | 22.2 | 26.7 | 18.5 | 20.7 | 25.4 | 16.4 |
| 11 | 18.9 | 24.7 | 15.0 | 17.7 | 21.1 | 15.8 | 18.2 | 23.0 | 13.7 | 18.7 | 25.0 | 14.6 | 16.7 | 21.8 | 13.9 | 18.3 | 20.2 | 16.3 | 16.3 | 18.9 | 14.3 |
| 12 | 17.3 | 24.9 | 13.4 | 16.5 | 20.1 | 13.3 | 16.8 | 22.9 | 13.0 | 16.8 | 23.5 | 13.5 | 15.5 | 23.4 | 12.4 | 18.0 | 20.9 | 15.2 | 16.6 | 21.5 | 13.5 |
| 13 | 15.5 | 16.9 | 13.9 | 17.5 | 19.0 | 15.2 | 16.6 | 18.4 | 14.7 | 16.0 | 18.0 | 13.8 | 16.0 | 18.4 | 13.3 | 17.9 | 19.3 | 15.0 | 16.3 | 17.4 | 13.6 |
| 14 | 17.3 | 18.5 | 15.9 | 18.4 | 19.2 | 16.5 | 18.2 | 19.0 | 17.1 | 17.8 | 18.9 | 16.5 | 17.7 | 19.7 | 15.4 | 19.6 | 20.6 | 18.6 | 18.3 | 19.1 | 17.3 |
| 15 | 19.6 | 24.8 | 17.4 | 19.1 | 23.5 | 16.8 | 19.8 | 25.3 | 15.7 | 20.0 | 23.8 | 17.5 | 18.5 | 21.1 | 17.1 | 20.0 | 22.3 | 18.4 | 18.4 | 21.2 | 16.4 |
| 16 | 19.7 | 26.8 | 14.7 | 18.9 | 23.5 | 14.8 | 19.6 | 26.8 | 15.0 | 19.0 | 25.2 | 13.7 | 19.0 | 25.3 | 12.8 | 20.1 | 23.4 | 18.0 | 18.1 | 21.2 | 16.4 |
| 17 | 20.1 | 23.9 | 14.5 | 20.7 | 23.4 | 15.3 | 19.9 | 24.9 | 14.3 | 20.4 | 24.0 | 13.8 | 19.1 | 22.8 | 15.9 | 21.0 | 24.2 | 18.6 | 19.5 | 22.8 | 17.3 |
| 18 | 19.9 | 23.1 | 17.9 | 20.2 | 22.7 | 18.1 | 20.2 | 23.8 | 17.9 | 19.4 | 22.5 | 17.1 | 18.7 | 21.4 | 16.6 | 20.5 | 23.6 | 19.2 | 18.5 | 21.3 | 17.5 |
| 19 | 17.0 | 18.4 | 15.9 | 18.1 | 20.3 | 16.7 | 18.1 | 20.0 | 16.6 | 17.5 | 19.4 | 16.3 | 17.1 | 19.6 | 15.7 | 18.8 | 20.1 | 17.5 | 17.2 | 19.1 | 16.3 |
| 20 | 19.2 | 25.2 | 15.5 | 19.5 | 24.1 | 16.3 | 19.6 | 26.2 | 16.5 | 19.4 | 25.4 | 16.3 | 18.3 | 23.4 | 15.4 | 19.9 | 22.7 | 17.7 | 18.6 | 22.5 | 16.3 |
| 21 | 19.8 | 26.2 | 15.4 | 19.4 | 25.0 | 16.1 | 19.8 | 26.4 | 15.9 | 19.2 | 24.9 | 13.4 | 18.3 | 25.3 | 13.3 | 19.9 | 23.9 | 16.7 | 18.1 | 21.8 | 15.5 |
| 22 | 16.5 | 23.8 | 11.8 | 17.6 | 22.8 | 13.5 | 17.4 | 22.6 | 13.2 | 17.0 | 23.3 | 11.7 | 16.3 | 22.8 | 10.3 | 18.8 | 23.7 | 16.0 | 17.7 | 21.7 | 15.5 |
| 23 | 18.7 | 23.9 | 15.4 | 19.2 | 22.6 | 16.4 | 19.4 | 23.6 | 16.2 | 19.6 | 24.0 | 16.0 | 19.0 | 22.7 | 16.5 | 21.2 | 25.3 | 18.0 | 19.6 | 24.6 | 16.7 |
| 24 | 17.5 | 20.5 | 15.3 | 17.3 | 19.0 | 15.7 | 18.1 | 21.0 | 16.6 | 17.5 | 20.9 | 16.1 | 17.0 | 19.9 | 14.3 | 18.6 | 19.8 | 17.9 | 16.6 | 18.4 | 15.5 |
| 25 | 16.9 | 21.3 | 14.9 | 19.2 | 24.0 | 15.6 | 18.3 | 21.8 | 16.2 | 17.6 | 20.5 | 15.6 | 17.1 | 23.4 | 14.0 | 18.4 | 19.8 | 16.7 | 16.6 | 18.0 | 15.2 |
| 26 | 17.6 | 22.6 | 13.1 | 18.8 | 23.1 | 14.7 | 18.6 | 23.7 | 13.8 | 18.4 | 22.7 | 13.2 | 17.6 | 23.6 | 11.8 | 19.9 | 22.7 | 16.1 | 17.9 | 20.3 | 13.7 |
| 27 | 19.0 | 26.8 | 12.6 | 19.1 | 24.3 | 14.7 | 18.2 | 25.3 | 12.5 | 19.1 | 26.8 | 12.3 | 16.3 | 23.1 | 10.6 | 20.3 | 23.2 | 16.3 | 18.3 | 21.5 | 15.6 |
| 28 | 20.2 | 26.9 | 13.6 | 19.4 | 25.2 | 13.4 | 19.5 | 26.0 | 13.2 | 19.6 | 26.9 | 11.4 | 17.1 | 23.1 | 9.7 | 21.6 | 24.2 | 19.4 | 19.3 | 22.9 | 14.8 |
| 29 | 22.2 | 28.8 | 17.6 | 19.8 | 26.2 | 16.1 | 21.2 | 28.0 | 16.7 | 22.0 | 26.7 | 17.6 | 20.1 | 26.1 | 16.8 | 21.5 | 24.0 | 19.0 | 19.8 | 23.1 | 16.9 |
| 30 | 16.5 | 17.8 | 15.0 | 17.7 | 20.4 | 15.3 | 17.2 | 18.2 | 16.2 | 17.4 | 19.1 | 15.9 | 17.0 | 18.9 | 15.6 | 18.8 | 21.0 | 16.6 | 17.4 | 19.5 | 15.7 |
| 31 | | | | | | | | | | | | | | | | | | | | | |
| 月極値 | | 28.8 | 5.4 | | 26.2 | 6.9 | | 28.0 | 8.0 | | 27.8 | 5.0 | | 26.1 | 4.4 | | 26.7 | 10.4 | | 25.4 | 8.0 |
| 起日 | | 29 | 8 | | 29 | 8 | | 29 | 8 | | 10 | 8 | | 29 | 8 | | 10 | 3 | | 10 | 3 |
| 上旬平均 | 16.5 | 21.9 | 10.3 | 16.9 | 20.6 | 12.1 | 16.9 | 22.1 | 11.3 | 16.8 | 21.8 | 10.3 | 15.3 | 20.5 | 8.7 | 18.3 | 21.6 | 14.5 | 16.5 | 20.3 | 12.3 |
| 中旬平均 | 18.5 | 22.7 | 15.4 | 18.7 | 21.7 | 15.9 | 18.7 | 23.0 | 15.5 | 18.5 | 22.6 | 15.3 | 17.7 | 21.7 | 14.9 | 19.4 | 21.7 | 17.5 | 17.8 | 20.5 | 15.9 |
| 下旬平均 | 18.5 | 23.9 | 14.5 | 18.8 | 23.3 | 15.2 | 18.8 | 23.7 | 15.1 | 18.7 | 23.6 | 14.3 | 17.6 | 22.9 | 13.3 | 19.9 | 22.8 | 17.3 | 18.1 | 21.2 | 15.5 |
| 月平均 | 17.8 | 22.8 | 13.4 | 18.1 | 21.9 | 14.4 | 18.1 | 22.9 | 13.9 | 18.0 | 22.6 | 13.3 | 16.8 | 21.7 | 12.3 | 19.2 | 22.0 | 16.4 | 17.5 | 20.6 | 14.6 |
| 0°C未満日数 | 0 | 0 | 0 | 0 | 0 | 0 | 0 | 0 | 0 | 0 | 0 | 0 | 0 | 0 | 0 | 0 | 0 | 0 | 0 | 0 | 0 |
| 25°C以上日数 | 0 | 7 | 0 | 0 | 3 | 0 | 0 | 9 | 0 | 0 | 7 | 0 | 0 | 4 | 0 | 0 | 2 | 0 | 0 | 1 | 0 |
| 30°C以上日数 | | 0 | | | 0 | | | 0 | | | 0 | | | 0 | | | 0 | | | 0 | |
| 35°C以上日数 | | 0 | | | 0 | | | 0 | | | 0 | | | 0 | | | 0 | | | 0 | |
| 積算気温 | 534 | | | 543 | | | 544 | | | 540 | | | 505 | | | 576 | | | 524 | | |

地域気象観測気温月報

2026年4月 単位:℃ 4/5頁

| 観測所名 | 上中 | | | 屋久島 | | | 尾之間 | | | 中之島 | | | 笠利 | | | 名瀬 | | | 喜界島 | | |
|---------|------|------|------|------|------|------|------|------|------|------|------|------|------|------|------|------|------|------|------|------|------|
| | 日付 | 平均 | 最高 | 最低 | 平均 | 最高 | 最低 | 平均 | 最高 | 最低 | 平均 | 最高 | 最低 | 平均 | 最高 | 最低 | 平均 | 最高 | 最低 | 平均 | 最高 |
| 1 | 15.6 | 19.5 | 13.8 | 16.3 | 19.5 | 15.0 | 17.8 | 22.6 | 15.0 | 16.8 | 21.9 | 14.6 | 21.0 | 22.9 | 18.3 | 21.6 | 24.5 | 18.8 | 21.2 | 22.8 | 18.7 |
| 2 | 15.9 | 19.4 | 13.8 | 17.0 | 21.1 | 14.5 | 17.7 | 22.2 | 13.9 | 15.6 | 20.5 | 9.6 | 19.0 | 23.4 | 14.1 | 19.3 | 22.3 | 14.3 | 20.1 | 22.6 | 17.9 |
| 3 | 16.9 | 21.3 | 11.3 | 18.2 | 21.6 | 12.8 | 18.4 | 21.1 | 13.4 | 16.7 | 19.2 | 11.2 | 19.3 | 22.9 | 13.5 | 18.7 | 21.5 | 13.8 | 19.6 | 22.6 | 15.4 |
| 4 | 18.4 | 20.5 | 16.4 | 19.6 | 22.8 | 16.8 | 19.7 | 21.4 | 17.1 | 18.2 | 20.5 | 16.1 | 20.6 | 22.5 | 18.3 | 20.9 | 23.0 | 18.2 | 20.8 | 22.7 | 18.9 |
| 5 | 17.2 | 21.5 | 14.0 | 18.3 | 23.1 | 13.0 | 18.2 | 22.7 | 15.6 | 16.8 | 22.4 | 11.0 | 18.7 | 23.5 | 13.7 | 18.8 | 23.2 | 15.8 | 18.9 | 22.4 | 15.0 |
| 6 | 18.5 | 23.8 | 13.4 | 19.1 | 24.4 | 12.7 | 19.8 | 25.2 | 14.8 | 18.2 | 23.0 | 9.7 | 21.3 | 24.2 | 13.7 | 20.8 | 23.6 | 15.8 | 20.2 | 23.7 | 12.9 |
| 7 | 16.6 | 19.3 | 13.3 | 17.7 | 21.8 | 14.0 | 19.0 | 24.0 | 14.6 | 17.0 | 21.4 | 13.3 | 20.7 | 22.7 | 17.1 | 21.3 | 23.7 | 18.2 | 21.2 | 23.3 | 18.4 |
| 8 | 14.8 | 18.8 | 11.5 | 16.7 | 20.1 | 12.1 | 16.7 | 19.1 | 13.4 | 15.8 | 18.9 | 10.3 | 20.2 | 23.8 | 16.6 | 19.8 | 23.0 | 17.2 | 20.2 | 23.2 | 17.8 |
| 9 | 18.0 | 21.6 | 13.6 | 19.6 | 21.9 | 16.6 | 19.6 | 22.3 | 16.5 | 19.5 | 22.1 | 17.4 | 22.1 | 24.4 | 19.8 | 21.6 | 24.0 | 19.2 | 21.6 | 24.4 | 18.6 |
| 10 | 20.8 | 22.5 | 17.8 | 23.1 | 30.7 | 19.4 | 22.6 | 25.3 | 20.6 | 21.2 | 23.0 | 18.5 | 23.5 | 26.3 | 22.3 | 24.8 | 28.9 | 22.2 | 23.4 | 26.1 | 22.3 |
| 11 | 17.4 | 20.3 | 15.6 | 18.4 | 21.8 | 16.0 | 19.7 | 22.6 | 17.6 | 17.6 | 23.1 | 14.4 | 21.6 | 25.4 | 18.8 | 21.7 | 24.0 | 19.3 | 22.0 | 24.3 | 20.5 |
| 12 | 17.3 | 21.7 | 14.5 | 18.3 | 21.9 | 15.7 | 19.9 | 22.7 | 17.3 | 18.0 | 20.7 | 14.3 | 21.6 | 24.8 | 18.2 | 21.7 | 25.2 | 18.6 | 21.9 | 25.5 | 18.7 |
| 13 | 17.0 | 17.8 | 14.9 | 18.2 | 19.0 | 16.3 | 18.6 | 19.8 | 17.1 | 18.7 | 19.2 | 17.7 | 23.8 | 27.0 | 20.8 | 24.4 | 29.1 | 21.7 | 23.6 | 27.1 | 20.8 |
| 14 | 18.7 | 19.6 | 17.4 | 19.7 | 20.6 | 18.4 | 19.8 | 20.5 | 18.9 | 20.6 | 23.8 | 19.1 | 24.4 | 28.2 | 20.8 | 25.0 | 29.9 | 21.2 | 23.7 | 27.0 | 21.0 |
| 15 | 19.2 | 21.5 | 16.9 | 20.4 | 23.9 | 17.9 | 20.9 | 24.8 | 18.2 | 20.1 | 23.3 | 17.4 | 22.9 | 24.9 | 21.1 | 22.9 | 24.7 | 22.1 | 23.1 | 25.0 | 22.0 |
| 16 | 18.7 | 22.8 | 17.1 | 19.8 | 22.4 | 17.7 | 20.7 | 23.8 | 17.6 | 19.1 | 21.9 | 16.7 | 23.0 | 27.4 | 20.9 | 22.8 | 25.7 | 21.4 | 22.8 | 25.7 | 21.0 |
| 17 | 19.3 | 22.8 | 17.2 | 20.7 | 24.1 | 17.9 | 20.9 | 22.8 | 19.3 | 20.2 | 23.0 | 18.9 | 22.8 | 25.9 | 21.4 | 22.4 | 24.9 | 21.0 | 22.4 | 25.7 | 20.4 |
| 18 | 18.8 | 21.8 | 17.5 | 20.6 | 23.7 | 18.3 | 20.3 | 22.4 | 18.4 | 19.7 | 22.8 | 18.0 | 21.6 | 23.8 | 20.3 | 21.5 | 22.8 | 20.4 | 21.6 | 25.3 | 20.0 |
| 19 | 17.3 | 18.3 | 16.5 | 18.7 | 20.3 | 17.6 | 18.4 | 20.0 | 17.3 | 18.4 | 20.1 | 16.6 | 21.9 | 26.1 | 19.2 | 21.0 | 24.8 | 17.8 | 22.0 | 25.3 | 20.2 |
| 20 | 19.4 | 23.8 | 16.6 | 20.0 | 23.3 | 17.6 | 20.4 | 24.3 | 17.0 | 19.4 | 24.5 | 14.8 | 21.4 | 25.8 | 16.5 | 21.0 | 24.3 | 16.2 | 22.1 | 25.1 | 19.0 |
| 21 | 18.9 | 23.3 | 16.3 | 20.1 | 23.5 | 16.6 | 20.9 | 25.5 | 17.8 | 19.6 | 23.0 | 18.3 | 22.8 | 26.9 | 19.6 | 22.1 | 25.9 | 19.2 | 22.6 | 25.6 | 19.5 |
| 22 | 18.4 | 21.5 | 16.7 | 19.8 | 23.3 | 16.8 | 20.3 | 22.2 | 18.2 | 19.9 | 23.8 | 17.4 | 23.6 | 27.4 | 21.6 | 22.7 | 26.9 | 18.9 | 22.6 | 26.1 | 18.2 |
| 23 | 20.5 | 24.9 | 16.6 | 22.6 | 27.5 | 18.5 | 22.3 | 25.6 | 17.6 | 20.5 | 22.2 | 17.9 | 23.3 | 25.0 | 21.9 | 23.6 | 26.4 | 21.5 | 23.0 | 24.1 | 22.4 |
| 24 | 17.5 | 19.0 | 16.0 | 18.9 | 19.9 | 18.2 | 20.1 | 22.6 | 18.0 | 18.7 | 22.4 | 15.1 | 21.2 | 22.9 | 20.1 | 21.0 | 22.5 | 19.4 | 21.8 | 22.7 | 20.5 |
| 25 | 17.4 | 18.8 | 16.0 | 18.8 | 20.5 | 17.0 | 19.9 | 23.0 | 18.0 | 18.3 | 20.1 | 14.4 | 21.5 | 25.6 | 17.6 | 20.9 | 24.9 | 18.4 | 21.7 | 24.7 | 17.4 |
| 26 | 18.8 | 20.6 | 16.9 | 19.9 | 21.9 | 16.5 | 20.2 | 22.7 | 18.7 | 19.6 | 22.2 | 18.5 | 19.6 | 23.1 | 16.3 | 19.1 | 22.5 | 16.3 | 20.2 | 22.8 | 16.9 |
| 27 | 19.3 | 22.7 | 16.2 | 20.1 | 24.4 | 15.7 | 21.2 | 25.0 | 17.5 | 19.1 | 24.8 | 13.2 | 21.1 | 26.5 | 15.0 | 20.4 | 25.2 | 15.8 | 22.1 | 25.8 | 17.5 |
| 28 | 20.0 | 24.8 | 15.6 | 19.9 | 25.6 | 14.2 | 21.2 | 25.3 | 17.2 | 19.6 | 25.4 | 12.2 | 21.0 | 26.3 | 16.1 | 20.7 | 25.6 | 17.0 | 20.9 | 25.5 | 16.7 |
| 29 | 20.5 | 25.2 | 17.8 | 20.5 | 24.4 | 15.8 | 21.9 | 25.0 | 18.4 | 19.9 | 24.8 | 15.7 | 22.0 | 26.0 | 15.9 | 21.9 | 26.6 | 17.1 | 21.2 | 25.8 | 15.1 |
| 30 | 18.7 | 21.9 | 15.3 | 19.2 | 21.4 | 16.1 | 20.7 | 24.1 | 16.4 | 19.8 | 23.4 | 16.1 | 22.8 | 26.1 | 18.2 | 22.9 | 26.6 | 18.5 | 23.0 | 27.2 | 17.9 |
| 31 | | | | | | | | | | | | | | | | | | | | | |
| 月極値 | | 25.2 | 11.3 | | 30.7 | 12.1 | | 25.6 | 13.4 | | 25.4 | 9.6 | | 28.2 | 13.5 | | 29.9 | 13.8 | | 27.2 | 12.9 |
| 起日 | | 29 | 3 | | 10 | 8 | | 23 | 8 | | 28 | 2 | | 14 | 3 | | 14 | 3 | | 30 | 6 |
| 上旬平均 | 17.3 | 20.8 | 13.9 | 18.6 | 22.7 | 14.7 | 19.0 | 22.6 | 15.5 | 17.6 | 21.3 | 13.2 | 20.6 | 23.7 | 16.7 | 20.8 | 23.8 | 17.4 | 20.7 | 23.4 | 17.6 |
| 中旬平均 | 18.3 | 21.0 | 16.4 | 19.5 | 22.1 | 17.3 | 20.0 | 22.4 | 17.9 | 19.2 | 22.2 | 16.8 | 22.5 | 25.9 | 19.8 | 22.4 | 25.5 | 20.0 | 22.5 | 25.6 | 20.4 |
| 下旬平均 | 19.0 | 22.3 | 16.3 | 20.0 | 23.2 | 16.5 | 20.9 | 24.1 | 17.8 | 19.5 | 23.2 | 15.9 | 21.9 | 25.6 | 18.2 | 21.5 | 25.3 | 18.2 | 21.9 | 25.0 | 18.2 |
| 月平均 | 18.2 | 21.4 | 15.6 | 19.3 | 22.7 | 16.2 | 19.9 | 23.0 | 17.0 | 18.8 | 22.2 | 15.3 | 21.7 | 25.1 | 18.3 | 21.6 | 24.9 | 18.5 | 21.7 | 24.7 | 18.7 |
| 0℃未満日数 | 0 | 0 | 0 | 0 | 0 | 0 | 0 | 0 | 0 | 0 | 0 | 0 | 0 | 0 | 0 | 0 | 0 | 0 | 0 | 0 | 0 |
| 25℃以上日数 | 0 | 1 | 0 | 0 | 3 | 0 | 0 | 7 | 0 | 0 | 1 | 0 | 0 | 16 | 0 | 1 | 12 | 0 | 0 | 16 | 0 |
| 30℃以上日数 | | 0 | | | 1 | | | 0 | | | 0 | | | 0 | | | 0 | | | 0 | |
| 35℃以上日数 | | 0 | | | 0 | | | 0 | | | 0 | | | 0 | | | 0 | | | 0 | |
| 積算気温 | 546 | | | 580 | | | 598 | | | 563 | | | 650 | | | 647 | | | 652 | | |

地域気象観測気温月報

2026年4月 単位:℃ 5/5頁

| 観測所名 | 古仁屋 | | | 天城 | | | 伊仙 | | | 沖永良部 | | | 与論島 | | |
|---------|------|------|------|------|------|------|------|------|------|------|------|------|------|------|------|
| | 平均 | 最高 | 最低 | 平均 | 最高 | 最低 | 平均 | 最高 | 最低 | 平均 | 最高 | 最低 | 平均 | 最高 | 最低 |
| 1 | 21.2 | 23.3 | 18.8 | 21.2 | 22.7 | 19.0 | 20.7 | 23.0 | 18.1 | 21.0 | 24.4 | 19.2 | 21.7 | 24.8 | 19.5 |
| 2 | 18.9 | 22.4 | 15.4 | 19.5 | 22.9 | 15.1 | 19.0 | 23.4 | 15.4 | 19.9 | 22.6 | 17.6 | 20.1 | 23.4 | 18.2 |
| 3 | 19.1 | 21.5 | 15.0 | 19.5 | 21.9 | 15.2 | 19.6 | 22.5 | 16.7 | 20.2 | 22.7 | 17.4 | 20.2 | 22.5 | 15.9 |
| 4 | 20.6 | 22.9 | 17.9 | 20.6 | 22.6 | 18.4 | 20.1 | 22.2 | 17.1 | 20.7 | 22.7 | 18.8 | 21.2 | 23.4 | 19.4 |
| 5 | 19.0 | 22.9 | 16.6 | 19.4 | 23.5 | 16.9 | 18.9 | 22.5 | 16.6 | 19.8 | 22.8 | 17.7 | 19.8 | 23.4 | 17.6 |
| 6 | 21.0 | 23.0 | 16.2 | 21.6 | 25.4 | 17.6 | 21.2 | 23.4 | 18.1 | 21.8 | 23.6 | 20.0 | 21.8 | 24.1 | 18.2 |
| 7 | 21.3 | 23.2 | 18.3 | 21.4 | 23.0 | 18.5 | 21.1 | 22.6 | 18.3 | 21.6 | 23.1 | 19.4 | 22.0 | 23.5 | 20.2 |
| 8 | 19.7 | 22.8 | 14.7 | 20.3 | 23.9 | 17.2 | 19.9 | 23.8 | 16.5 | 20.6 | 23.8 | 17.7 | 20.9 | 24.1 | 18.8 |
| 9 | 21.8 | 23.2 | 20.0 | 22.3 | 25.4 | 19.3 | 21.9 | 24.2 | 20.0 | 22.4 | 23.8 | 20.7 | 22.7 | 24.6 | 20.6 |
| 10 | 24.0 | 26.8 | 22.4 | 24.6 | 28.1 | 23.1 | 24.1 | 27.2 | 22.5 | 24.5 | 27.2 | 22.8 | 25.0 | 28.2 | 23.0 |
| 11 | 22.7 | 25.2 | 20.4 | 22.6 | 25.0 | 21.0 | 22.5 | 24.8 | 20.8 | 22.6 | 24.6 | 21.7 | 23.3 | 24.8 | 22.3 |
| 12 | 22.3 | 24.5 | 19.6 | 23.5 | 26.9 | 20.6 | 22.6 | 24.2 | 20.5 | 23.3 | 25.0 | 21.7 | 24.3 | 27.0 | 22.2 |
| 13 | 24.1 | 26.5 | 22.0 | 24.3 | 27.3 | 22.3 | 24.2 | 27.9 | 21.5 | 24.6 | 28.8 | 22.1 | 25.3 | 28.3 | 23.3 |
| 14 | 24.0 | 27.1 | 21.5 | 24.4 | 27.3 | 21.8 | 24.2 | 27.7 | 22.0 | 24.4 | 28.0 | 22.0 | 25.1 | 28.1 | 22.7 |
| 15 | 23.2 | 25.6 | 20.5 | 23.6 | 26.3 | 21.8 | 23.2 | 27.2 | 19.5 | 23.7 | 26.8 | 22.1 | 23.7 | 26.5 | 22.0 |
| 16 | 22.6 | 26.2 | 19.9 | 23.3 | 26.3 | 21.3 | 22.2 | 26.0 | 18.7 | 23.2 | 25.4 | 21.9 | 23.0 | 25.6 | 21.3 |
| 17 | 22.7 | 24.7 | 21.4 | 23.4 | 26.6 | 21.4 | 23.1 | 26.0 | 21.6 | 23.4 | 26.0 | 22.0 | 23.5 | 26.3 | 21.6 |
| 18 | 21.5 | 22.7 | 20.7 | 22.4 | 23.3 | 21.6 | 21.8 | 22.6 | 21.2 | 22.3 | 24.0 | 21.0 | 23.5 | 26.0 | 21.9 |
| 19 | 22.2 | 24.7 | 19.2 | 22.6 | 25.2 | 20.3 | 22.0 | 25.6 | 18.9 | 22.1 | 25.0 | 20.0 | 22.5 | 24.5 | 20.5 |
| 20 | 21.7 | 24.6 | 18.3 | 22.4 | 25.7 | 19.9 | 21.4 | 26.2 | 17.3 | 21.9 | 25.5 | 19.0 | 22.3 | 25.5 | 19.7 |
| 21 | 21.9 | 26.2 | 18.5 | 22.6 | 26.2 | 20.5 | 22.1 | 26.0 | 18.6 | 22.6 | 25.5 | 20.9 | 22.9 | 25.9 | 21.0 |
| 22 | 22.9 | 25.3 | 20.4 | 23.3 | 27.2 | 19.4 | 23.2 | 26.2 | 20.7 | 23.4 | 25.8 | 22.0 | 23.3 | 26.6 | 19.6 |
| 23 | 23.1 | 24.0 | 21.9 | 22.8 | 23.6 | 21.6 | 22.4 | 23.3 | 20.8 | 22.7 | 24.1 | 21.4 | 23.0 | 24.0 | 21.6 |
| 24 | 21.1 | 22.5 | 19.1 | 21.5 | 23.9 | 20.3 | 20.7 | 23.2 | 18.9 | 21.2 | 23.0 | 20.2 | 21.4 | 22.9 | 20.6 |
| 25 | 21.1 | 24.4 | 18.8 | 21.6 | 24.8 | 18.3 | 20.9 | 24.2 | 18.8 | 21.5 | 24.0 | 19.4 | 21.6 | 23.8 | 19.2 |
| 26 | 19.7 | 22.4 | 16.8 | 20.2 | 23.8 | 18.6 | 19.3 | 23.4 | 15.3 | 19.9 | 23.6 | 18.1 | 20.0 | 23.4 | 18.5 |
| 27 | 20.5 | 24.8 | 15.8 | 20.8 | 24.6 | 16.7 | 19.5 | 25.0 | 14.4 | 20.2 | 23.5 | 16.2 | 20.2 | 24.0 | 16.4 |
| 28 | 20.9 | 25.6 | 17.6 | 20.2 | 24.6 | 16.4 | 20.6 | 25.2 | 16.6 | 20.2 | 24.1 | 16.4 | 20.7 | 25.6 | 15.0 |
| 29 | 21.7 | 25.2 | 17.3 | 21.7 | 25.8 | 16.0 | 21.1 | 24.8 | 16.3 | 21.6 | 24.1 | 17.2 | 21.4 | 24.6 | 16.0 |
| 30 | 22.9 | 26.0 | 19.4 | 23.0 | 26.4 | 19.9 | 22.6 | 25.7 | 19.2 | 22.8 | 26.2 | 19.6 | 23.3 | 28.7 | 20.1 |
| 31 | | | | | | | | | | | | | | | |
| 月極値 | | 27.1 | 14.7 | | 28.1 | 15.1 | | 27.9 | 14.4 | | 28.8 | 16.2 | | 28.7 | 15.0 |
| 起日 | | 14 | 8 | | 10 | 2 | | 13 | 27 | | 13 | 27 | | 30 | 28 |
| 上旬平均 | 20.7 | 23.2 | 17.5 | 21.0 | 23.9 | 18.0 | 20.7 | 23.5 | 17.9 | 21.3 | 23.7 | 19.1 | 21.5 | 24.2 | 19.1 |
| 中旬平均 | 22.7 | 25.2 | 20.4 | 23.3 | 26.0 | 21.2 | 22.7 | 25.8 | 20.2 | 23.2 | 25.9 | 21.4 | 23.7 | 26.3 | 21.8 |
| 下旬平均 | 21.6 | 24.6 | 18.6 | 21.8 | 25.1 | 18.8 | 21.2 | 24.7 | 18.0 | 21.6 | 24.4 | 19.1 | 21.8 | 25.0 | 18.8 |
| 月平均 | 21.6 | 24.3 | 18.8 | 22.0 | 25.0 | 19.3 | 21.5 | 24.7 | 18.7 | 22.0 | 24.7 | 19.9 | 22.3 | 25.1 | 19.9 |
| 0℃未満日数 | 0 | 0 | 0 | 0 | 0 | 0 | 0 | 0 | 0 | 0 | 0 | 0 | 0 | 0 | 0 |
| 25℃以上日数 | 0 | 11 | 0 | 0 | 16 | 0 | 0 | 13 | 0 | 0 | 12 | 0 | 3 | 13 | 0 |
| 30℃以上日数 | | 0 | | | 0 | | | 0 | | | 0 | | | 0 | |
| 35℃以上日数 | | 0 | | | 0 | | | 0 | | | 0 | | | 0 | |
| 積算気温 | 649 | | | 661 | | | 646 | | | 660 | | | 670 | | |

地域気象観測日照時間月報

2026年4月 単位:h 1/2頁

| 観測所名 | 阿久根 | 大口 | さつま柏原 | 中甕 | 川内 | 東市来 | 牧之原 | 鹿児島 | 輝北 | 加世田 | 志布志 | 喜入 | 鹿屋 | 肝付前田 | 枕崎 | 指宿 |
|-----------|-------|-------|-------|-------|-------|-------|-------|-------|-------|-------|-------|-------|-------|-------|-------|-------|
| 日付 | | | | | | | | | | | | | | | | |
| 1 | 0.0 | 0.0 | 0.0 | 0.0 | 0.0 | 0.0 | 0.0 | 0.0 | 0.0 | 0.0 | 0.0 | 0.0 | 0.0 | 0.0 | 0.0 | 0.0 |
| 2 | 10.2 | 10.9 | 10.5 | 11.0 | 10.9 | 11.7 | 11.7 | 10.6 | 11.5 | 10.1 | 11.3 | 9.8 | 11.5 | 11.1 | 10.4 | 10.8 |
| 3 | 5.2 | 6.6 | 6.2 | 4.1 | 5.0 | 5.0 | 5.3 | 5.2 | 5.0 | 3.7 | 4.7 | 3.4 | 4.4 | 3.5 | 4.0 | 3.7 |
| 4 | 0.0 | 0.0 | 0.0 | 0.1 | 0.0 | 0.0 | 0.0 | 0.0 | 0.0 | 0.0 | 0.5 | 0.0 | 0.0 | 0.0 | 0.3 | 0.0 |
| 5 | 9.3 | 8.1 | 10.1 | 10.7 | 9.7 | 10.2 | 9.6 | 9.5 | 8.9 | 10.3 | 8.5 | 10.1 | 9.9 | 8.8 | 8.5 | 10.1 |
| 6 | 3.6 | 4.6 | 4.5 | 4.1 | 4.5 | 4.6 | 5.1 | 4.9 | 4.9 | 4.4 | 4.8 | 4.6 | 4.8 | 4.7 | 4.2 | 4.4 |
| 7 | 8.8 | 8.6 | 8.2 | 8.5 | 7.6 | 6.7 | 6.3 | 6.7 | 5.7 | 6.3 | 5.3 | 5.6 | 5.5 | 5.4 | 6.3 | 5.5 |
| 8 | 11.6 | 11.4 | 11.3 | 11.4 | 11.0 | 11.4 | 11.4 | 12.1 | 11.5 | 11.5 | 11.7 | 11.5 | 11.8 | 11.7 | 11.1 | 11.8 |
| 9 | 0.4 | 0.0 | 0.0 | 0.0 | 0.0 | 0.0 | 0.0 | 0.0 | 0.0 | 0.0 | 0.7 | 0.0 | 0.2 | 0.3 | 0.1 | 0.0 |
| 10 | 0.0 | 0.0 | 0.0 | 0.0 | 0.0 | 0.0 | 0.0 | 0.2 | 0.0 | 0.0 | 1.1 | 0.0 | 0.3 | 0.1 | 0.3 | 0.0 |
| 11 | 7.3 | 9.2 | 8.5 | 5.5 | 8.2 | 7.7 | 8.4 | 7.8 | 8.5 | 7.3 | 8.0 | 8.8 | 8.5 | 9.0 | 8.6 | 8.6 |
| 12 | 3.4 | 3.9 | 3.4 | 1.8 | 2.6 | 1.7 | 2.3 | 0.8 | 1.8 | 0.1 | 0.9 | 0.2 | 0.3 | 0.5 | 0.0 | 0.1 |
| 13 | 0.0 | 0.0 | 0.0 | 0.0 | 0.0 | 0.0 | 0.0 | 0.0 | 0.0 | 0.0 | 0.0 | 0.0 | 0.0 | 0.0 | 0.0 | 0.0 |
| 14 | 0.0 | 0.0 | 0.0 | 0.0 | 0.0 | 0.0 | 0.0 | 0.0 | 0.0 | 0.0 | 0.0 | 0.0 | 0.0 | 0.0 | 0.0 | 0.0 |
| 15 | 1.7 | 0.1 | 2.3 | 0.0 | 0.0 | 4.0 | 0.1 | 5.9 | 2.2 | 0.0 | 4.9 | 3.8 | 3.7 | 4.5 | 0.5 | 4.5 |
| 16 | 12.2 | 12.3 | 12.2 | 12.3 | 12.1 | 12.2 | 12.1 | 12.3 | 12.1 | 10.9 | 11.6 | 12.0 | 12.2 | 12.3 | 12.1 | 12.1 |
| 17 | 3.0 | 0.6 | 3.8 | 0.9 | 3.0 | 4.1 | 2.3 | 5.3 | 2.6 | 2.8 | 2.7 | 4.9 | 1.3 | 0.3 | 5.7 | 3.8 |
| 18 | 0.4 | 0.3 | 0.0 | 0.1 | 0.4 | 0.0 | 0.3 | 0.5 | 0.1 | 0.6 | 1.1 | 0.4 | 0.4 | 0.0 | 2.5 | 0.9 |
| 19 | 0.1 | 0.0 | 0.1 | 0.0 | 0.2 | 0.0 | 0.1 | 0.0 | 0.0 | 0.0 | 0.0 | 0.0 | 0.0 | 0.0 | 0.1 | 0.0 |
| 20 | 8.5 | 5.4 | 7.0 | 6.9 | 5.8 | 7.4 | 3.7 | 8.1 | 1.9 | 5.9 | 2.1 | 7.8 | 3.9 | 5.2 | 4.6 | 7.4 |
| 21 | 9.5 | 10.5 | 9.9 | 9.3 | 9.4 | 7.8 | 8.5 | 8.7 | 8.2 | 7.4 | 8.8 | 8.4 | 8.2 | 8.6 | 8.6 | 9.4 |
| 22 | 0.5 | 0.7 | 0.7 | 0.7 | 0.8 | 1.5 | 1.7 | 2.1 | 1.8 | 2.0 | 2.3 | 2.1 | 2.1 | 2.2 | 1.8 | 2.0 |
| 23 | 0.0 | 0.0 | 0.0 | 0.0 | 0.0 | 0.0 | 0.0 | 0.0 | 0.0 | 0.0 | 0.0 | 0.0 | 0.3 | 0.0 | 0.3 | 0.0 |
| 24 | 0.0 | 0.0 | 0.0 | 0.0 | 0.0 | 0.0 | 0.0 | 0.0 | 0.0 | 0.0 | 0.0 | 0.0 | 0.0 | 0.0 | 0.1 | 0.0 |
| 25 | 2.5 | 0.4 | 0.9 | 5.8 | 1.1 | 1.0 | 0.5 | 3.3 | 0.3 | 5.0 | 0.1 | 4.0 | 0.6 | 0.2 | 3.8 | 3.8 |
| 26 | 1.2 | 0.7 | 1.6 | 2.4 | 2.3 | 2.2 | 0.4 | 1.9 | 0.4 | 1.4 | 0.2 | 0.8 | 0.0 | 0.1 | 2.7 | 0.5 |
| 27 | 9.6 | 11.0 | 9.9 | 9.3 | 11.5 | 11.4 | 11.1 | 11.0 | 11.7 | 11.5 | 11.7 | 11.6 | 11.8 | 11.6 | 10.4 | 11.2 |
| 28 | 8.9 | 9.3 | 7.9 | 8.5 | 7.9 | 10.7 | 9.5 | 10.3 | 10.9 | 10.1 | 10.3 | 10.1 | 9.8 | 10.3 | 8.9 | 10.0 |
| 29 | 5.5 | 7.0 | 7.9 | 6.4 | 6.8 | 7.7 | 6.5 | 6.7 | 8.0 | 7.6 | 9.6 | 8.2 | 8.5 | 9.1 | 8.3 | 8.6 |
| 30 | 0.0 | 0.0 | 0.0 | 0.0 | 0.0 | 0.0 | 0.0 | 0.0 | 0.0 | 0.0 | 0.0 | 0.0 | 0.0 | 0.0 | 0.0 | 0.0 |
| 31 | | | | | | | | | | | | | | | | |
| 旬合計 上旬 | 49.1 | 50.2 | 50.8 | 49.9 | 48.7 | 49.6 | 49.4 | 49.2 | 47.5 | 46.3 | 48.6 | 45.0 | 48.4 | 45.6 | 45.2 | 46.3 |
| 旬合計 中旬 | 36.6 | 31.8 | 37.3 | 27.5 | 32.3 | 37.1 | 29.3 | 40.7 | 29.2 | 27.6 | 31.3 | 37.9 | 30.3 | 31.8 | 34.1 | 37.4 |
| 旬合計 下旬 | 37.7 | 39.6 | 38.8 | 42.4 | 39.8 | 42.3 | 38.2 | 44.0 | 41.3 | 45.0 | 43.0 | 45.2 | 41.3 | 42.1 | 44.9 | 45.5 |
| 月合計 | 123.4 | 121.6 | 126.9 | 119.8 | 120.8 | 129.0 | 116.9 | 133.9 | 118.0 | 118.9 | 122.9 | 128.1 | 120.0 | 119.5 | 124.2 | 129.2 |
| 0.1時間未満日数 | 8 | 10 | 10 | 10 | 10 | 11 | 9 | 9 | 10 | 11 | 7 | 10 | 8 | 9 | 5 | 10 |

地域気象観測日照時間月報

2026年4月 単位:h 2/2頁

| 観測所名 | 内之浦 | 田代 | 種子島 | 上中 | 屋久島 | 尾之間 | 中之島 | 名瀬 | 古仁屋 | 伊仙 | 沖永良部 |
|-----------|-------|-------|-------|-------|-------|-------|------|-------|-------|-------|-------|
| 日付 | | | | | | | | | | | |
| 1 | 0.0 | 0.0 | 0.0 | 0.0 | 0.0 | 0.4 | 0.0 | 0.0 | 0.0 | 0.0 | 0.2 |
| 2 | 9.7 | 10.6 | 11.1 | 9.6 | 8.0 | 10.0 | 10.5 | 4.5 | 10.5 | 10.7 | 10.3 |
| 3 | 0.6 | 3.3 | 2.6 | 4.2 | 3.8 | 3.6 | 0.8 | 1.1 | 1.8 | 2.1 | 2.3 |
| 4 | 0.0 | 0.0 | 1.8 | 0.2 | 0.7 | 0.0 | 0.0 | 0.1 | 0.0 | 0.0 | 0.0 |
| 5 | 8.3 | 9.6 | 7.8 | 7.5 | 7.7 | 7.3 | 7.9 | 3.9 | 3.5 | 4.2 | 6.2 |
| 6 | 4.4 | 4.3 | 5.7 | 5.9 | 4.9 | 5.4 | 3.7 | 2.6 | 1.4 | 1.4 | 2.3 |
| 7 | 4.4 | 5.1 | 4.2 | 1.8 | 3.0 | 2.5 | 3.2 | 0.1 | 0.0 | 0.0 | 0.0 |
| 8 | 11.4 | 11.3 | 12.1 | 11.7 | 11.7 | 11.3 | 11.4 | 8.9 | 10.8 | 10.8 | 10.2 |
| 9 | 0.4 | 0.0 | 1.4 | 2.4 | 1.6 | 0.3 | 0.7 | 4.6 | 0.7 | 2.9 | 4.2 |
| 10 | 0.0 | 0.1 | 1.7 | 0.0 | 2.5 | 0.0 | 0.0 | 4.8 | 0.5 | 5.9 | 7.2 |
| 11 | 8.9 | 7.5 | 9.0 | 8.9 | 7.8 | 7.3 | 7.2 | 1.9 | 5.3 | 3.0 | 1.4 |
| 12 | 0.9 | 0.3 | 0.0 | 0.0 | 0.0 | 0.0 | 0.0 | 4.8 | 3.5 | 1.5 | 0.7 |
| 13 | 0.0 | 0.0 | 0.0 | 0.0 | 0.0 | 0.0 | 0.0 | 3.8 | 0.0 | 2.9 | 5.3 |
| 14 | 0.0 | 0.0 | 0.0 | 0.0 | 0.0 | 0.0 | 0.0 | 5.3 | 1.7 | 3.6 | 3.4 |
| 15 | 1.3 | 0.9 | 6.6 | 4.7 | 5.1 | 5.9 | 1.4 | 0.0 | 0.7 | 1.9 | 2.6 |
| 16 | 11.9 | 12.1 | 11.7 | 8.1 | 2.4 | 11.8 | 3.4 | 3.8 | 4.2 | 7.4 | 10.0 |
| 17 | 1.8 | 2.1 | 4.6 | 6.8 | 1.7 | 2.1 | 1.7 | 2.4 | 1.5 | 5.1 | 5.2 |
| 18 | 0.0 | 0.3 | 1.5 | 0.0 | 0.6 | 0.0 | 1.1 | 0.0 | 0.0 | 0.0 | 0.4 |
| 19 | 0.0 | 0.0 | 0.0 | 0.0 | 0.0 | 0.0 | 0.1 | 1.2 | 5.4 | 5.5 | 3.8 |
| 20 | 4.0 | 5.2 | 6.3 | 9.7 | 4.0 | 7.3 | 7.2 | 5.7 | 9.9 | 10.1 | 7.7 |
| 21 | 9.1 | 8.1 | 8.8 | 8.4 | 7.6 | 8.4 | 5.8 | 3.5 | 0.9 | 2.8 | 4.6 |
| 22 | 2.6 | 2.0 | 1.9 | 0.8 | 0.9 | 0.0 | 0.0 | 6.3 | 3.8 | 7.8 | 9.1 |
| 23 | 0.0 | 0.0 | 2.1 | 1.4 | 2.8 | 0.7 | 0.0 | 0.3 | 0.0 | 0.0 | 0.1 |
| 24 | 0.0 | 0.0 | 0.0 | 0.0 | 0.0 | 0.0 | 0.4 | 0.0 | 0.3 | 2.0 | 1.0 |
| 25 | 0.0 | 0.6 | 0.1 | 0.1 | 0.0 | 1.7 | 0.9 | 4.5 | 2.3 | 0.4 | 0.8 |
| 26 | 0.0 | 0.3 | 0.7 | 0.6 | 1.0 | 0.8 | 0.9 | 1.2 | 3.2 | 4.0 | 3.3 |
| 27 | 11.3 | 10.6 | 12.0 | 12.5 | 11.5 | 12.3 | 12.3 | 9.7 | 12.3 | 12.3 | 12.0 |
| 28 | 10.8 | 9.5 | 11.3 | 12.1 | 11.9 | 12.0 | 11.7 | 10.5 | 11.8 | 12.0 | 11.7 |
| 29 | 10.1 | 7.6 | 8.8 | 9.1 | 8.0 | 9.1 | 6.7 | 9.1 | 8.8 | 6.2 | 5.7 |
| 30 | 0.0 | 0.0 | 0.0 | 0.0 | 0.0 | 0.0 | 0.0 | 0.0 | 0.0 | 0.2 | 0.7 |
| 31 | | | | | | | | | | | |
| 旬合計 上旬 | 39.2 | 44.3 | 48.4 | 43.3 | 43.9 | 40.8 | 38.2 | 30.6 | 29.2 | 38.0 | 42.9 |
| 旬合計 中旬 | 28.8 | 28.4 | 39.7 | 38.2 | 21.6 | 34.4 | 22.1 | 28.9 | 32.2 | 41.0 | 40.5 |
| 旬合計 下旬 | 43.9 | 38.7 | 45.7 | 45.0 | 43.7 | 45.0 | 38.7 | 45.1 | 43.4 | 47.7 | 49.0 |
| 月合計 | 111.9 | 111.4 | 133.8 | 126.5 | 109.2 | 120.2 | 99.0 | 104.6 | 104.8 | 126.7 | 132.4 |
| 0.1時間未満日数 | 12 | 9 | 7 | 9 | 8 | 10 | 9 | 5 | 7 | 5 | 2 |

地域気象観測相対湿度月報

鹿児島県 (88) 2026年4月

蒸気圧単位:hPa 相対湿度単位:% 1/5頁

| 観測所名 | 阿久根 | | | 大口 | | | さつま柏原 | | | 中甌 | | | 川内 | | | 溝辺 | | | 東市来 | | |
|------|-----------|----------|----------|-----------|----------|----------|-----------|----------|----------|-----------|----------|----------|-----------|----------|----------|-----------|----------|----------|-----------|----------|----------|
| | 平均 蒸気圧 | 平均 湿度 | 最小 湿度 | 平均 蒸気圧 | 平均 湿度 | 最小 湿度 | 平均 蒸気圧 | 平均 湿度 | 最小 湿度 | 平均 蒸気圧 | 平均 湿度 | 最小 湿度 | 平均 蒸気圧 | 平均 湿度 | 最小 湿度 | 平均 蒸気圧 | 平均 湿度 | 最小 湿度 | 平均 蒸気圧 | 平均 湿度 | 最小 湿度 |
| 1 | 14.2 | 96 | 84 | 13.3 | 91 | 75 | 14.5 | 95 | 76 | 13.8 | 84 | 67 | 14.3 | 92 | 83 | | | | 14.5 | 94 | 87 |
| 2 | 11.9 | 73 | 51 | 9.8 | 71 | 38 | 9.8 | 71 | 24 | 11.2 | 64 | 39 | 11.1 | 76 | 41 | | | | 11.1 | 72 | 45 |
| 3 | 12.7 | 69 | 45 | 10.6 | 70 | 29 | 10.9 | 72 | 27 | 13.1 | 70 | 37 | 12.1 | 71 | 35 | | | | 12.1 | 71 | 45 |
| 4 | 17.6 | 87 | 68 | 16.5 | 88 | 72 | 16.9 | 85 | 66 | 17.2 | 81 | 67 | 17.1 | 81 | 65 | | | | 17.4 | 86 | 70 |
| 5 | 13.8 | 75 | 58 | 12.5 | 77 | 46 | 12.0 | 76 | 34 | 13.0 | 70 | 53 | 13.5 | 77 | 49 | | | | 13.8 | 79 | 57 |
| 6 | 13.3 | 68 | 29 | 12.1 | 74 | 39 | 11.3 | 71 | 27 | 14.5 | 73 | 47 | 12.6 | 68 | 23 | | | | 13.1 | 69 | 30 |
| 7 | 11.6 | 66 | 37 | 10.3 | 63 | 29 | 10.1 | 60 | 21 | 11.8 | 63 | 35 | 11.3 | 62 | 32 | | | | 11.8 | 65 | 34 |
| 8 | 8.7 | 58 | 33 | 7.2 | 61 | 17 | 6.8 | 58 | 11 | 8.4 | 49 | 32 | 8.5 | 63 | 20 | | | | 8.0 | 56 | 21 |
| 9 | 14.6 | 73 | 57 | 12.7 | 81 | 65 | 13.1 | 83 | 58 | 15.6 | 75 | 61 | 14.2 | 75 | 63 | | | | 14.5 | 74 | 60 |
| 10 | 21.8 | 96 | 84 | 20.8 | 91 | 78 | 22.6 | 94 | 76 | 20.8 | 88 | 76 | 21.5 | 86 | 78 | | | | 21.5 | 91 | 83 |
| 11 | 15.0 | 80 | 53 | 12.8 | 68 | 32 | 13.4 | 74 | 22 | 14.1 | 74 | 57 | 14.6 | 75 | 49 | | | | 14.9 | 80 | 60 |
| 12 | 14.9 | 77 | 38 | 13.6 | 73 | 30 | 13.9 | 76 | 20 | 14.8 | 76 | 42 | 14.9 | 77 | 28 | | | | 15.0 | 81 | 43 |
| 13 | 17.7 | 94 | 82 | 15.3 | 84 | 73 | 17.3 | 94 | 72 | 17.0 | 88 | 74 | 16.1 | 83 | 74 | | | | 16.0 | 84 | 74 |
| 14 | 19.8 | 99 | 92 | 18.0 | 91 | 79 | 19.8 | 100 | 95 | 19.4 | 93 | 88 | 18.8 | 90 | 75 | | | | 18.8 | 91 | 78 |
| 15 | 19.4] | 94] | 86] | 18.6 | 89 | 74 | 19.1 | 88 | 66 | 18.8 | 89 | 79 | 19.2 | 91 | 78 | | | | 19.4) | 92) | 78) |
| 16 | 15.5 | 74 | 43 | 13.3 | 67 | 28 | 14.0 | 71 | 27 | 15.2 | 71 | 45 | 15.3 | 75 | 38 | | | | 15.9 | 77 | 50 |
| 17 | 14.8 | 63 | 40 | 13.9 | 73 | 40 | 13.0 | 65 | 33 | 15.1 | 64 | 49 | 14.7 | 66 | 43 | | | | 14.4 | 67 | 41 |
| 18 | 18.1 | 84 | 58 | 16.6 | 81 | 60 | 16.6 | 77 | 51 | 17.7 | 79 | 62 | 17.3 | 77 | 57 | | | | 17.5 | 80 | 59 |
| 19 | 18.3 | 96 | 76 | 16.6 | 92 | 77 | 18.0 | 98 | 70 | 17.3 | 87 | 68 | 17.2 | 89 | 71 | | | | 17.2 | 89 | 72 |
| 20 | 19.3 | 91 | 74 | 17.2 | 78 | 51 | 17.6 | 83 | 50 | 18.6 | 84 | 66 | 18.3 | 82 | 59 | | | | 18.5 | 84 | 67 |
| 21 | 13.0 | 62 | 25 | 13.1 | 63 | 29 | 13.8 | 67 | 29 | 12.6 | 61 | 31 | 14.6 | 65 | 30 | | | | 14.9 | 69 | 36 |
| 22 | 15.8 | 82 | 58 | 14.3) | 83) | 48) | 15.6 | 87 | 48 | 15.9 | 80 | 47 | 15.4 | 79 | 49 | | | | 15.1 | 79 | 52 |
| 23 | 19.2 | 96 | 90 | 17.9 | 94 | 89 | 19.6 | 100 | 93 | 19.1 | 91 | 79) | 19.0 | 91 | 88 | | | | 19.7 | 94 | 89 |
| 24 | 16.5 | 96 | 90 | 16.4 | 92 | 82 | 18.4 | 100 | 94 | 16.2 | 87 | 78 | 17.8 | 94 | 86 | | | | 18.2 | 94 | 82 |
| 25 | 17.2 | 87 | 66 | 14.8 | 74 | 61 | 16.4 | 84 | 56 | 16.8 | 78 | 61 | 16.3 | 76 | 63 | | | | 15.8 | 76 | 63 |
| 26 | 17.7 | 96 | 81 | 16.4 | 88 | 72 | 17.9 | 94 | 64 | 17.6 | 88 | 68 | 17.8 | 88 | 71 | | | | 17.6 | 87 | 67 |
| 27 | 17.7 | 90 | 73 | 14.8 | 81 | 43 | 15.5 | 80 | 45 | 17.0 | 81 | 62 | 16.7 | 84 | 61 | | | | 16.2 | 83 | 61 |
| 28 | 18.0 | 84 | 63 | 15.0 | 78 | 33 | 15.3 | 76 | 35 | 17.2 | 79 | 56 | 16.6 | 79 | 42 | | | | 16.8 | 81 | 58 |
| 29 | 16.4 | 82 | 60 | 14.1 | 72 | 21 | 14.0 | 68 | 11 | 14.6 | 70 | 43 | 15.7 | 73 | 48 | | | | 15.8 | 74 | 52 |
| 30 | 17.7 | 99 | 92 | 16.9 | 93 | 80 | 18.5 | 100 | 94 | 17.3 | 91 | 83 | 17.7 | 93 | 83 | | | | 17.4 | 91 | 77 |
| 31 | | | | | | | | | | | | | | | | | | | | | |
| 月極値 | | | 25) | | | 17 | | | 11 | | | 31 | | | 20 | | | | | | 21 |
| 起日 | | | 21 | | | 8 | | | 29 | | | 21 | | | 8 | | | | | | 8 |
| 上旬平均 | 14.0 | 76 | | 12.6 | 77 | | 12.8 | 77 | | 13.9 | 72 | | 13.6 | 75 | | | | | 13.8 | 76 | |
| 中旬平均 | 17.0) | 84) | | 15.6 | 80 | | 16.3 | 83 | | 16.8 | 81 | | 16.6 | 81 | | | | | 16.8 | 83 | |
| 下旬平均 | 16.9 | 87 | | 15.4 | 82 | | 16.5 | 86 | | 16.4 | 81 | | 16.8 | 82 | | | | | 16.8 | 83 | |
| 月平均 | 16.0) | 83) | | 14.5 | 79 | | 15.2 | 82 | | 15.7 | 78 | | 15.7 | 79 | | | | | 15.8 | 80 | |

地域気象観測相対湿度月報

鹿児島県 (88) 2026年4月

蒸気圧単位:hPa 相対湿度単位:% 2/5頁

| 観測所名 | 牧之原 | | | 鹿児島 | | | 輝北 | | | 加世田 | | | 志布志 | | | 喜入 | | | 鹿屋 | | |
|------|-----------|----------|----------|-----------|----------|----------|-----------|----------|----------|-----------|----------|----------|-----------|----------|----------|-----------|----------|----------|-----------|----------|----------|
| | 平均 蒸気圧 | 平均 湿度 | 最小 湿度 | 平均 蒸気圧 | 平均 湿度 | 最小 湿度 | 平均 蒸気圧 | 平均 湿度 | 最小 湿度 | 平均 蒸気圧 | 平均 湿度 | 最小 湿度 | 平均 蒸気圧 | 平均 湿度 | 最小 湿度 | 平均 蒸気圧 | 平均 湿度 | 最小 湿度 | 平均 蒸気圧 | 平均 湿度 | 最小 湿度 |
| 1 | 13.3 | 97 | 89 | 15.4 | 93 | 85 | 13.6 | 96 | 85 | 15.0 | 91 | 68 | 15.3 | 98 | 94 | 16.2 | 98 | 84 | 15.0 | 92 | 81 |
| 2 | 10.4 | 76 | 41 | 10.8 | 64 | 26 | 10.2 | 70 | 39 | 11.1 | 64 | 42 | 11.1 | 71 | 36 | 11.3 | 67 | 36 | 10.5 | 67 | 31 |
| 3 | 11.2 | 76 | 48 | 13.1 | 69 | 51 | 11.4 | 74 | 51 | 12.9 | 70 | 46 | 12.6 | 71 | 49 | 13.9 | 76 | 55 | 12.2 | 70 | 53 |
| 4 | 16.5 | 95 | 87 | 18.2 | 82 | 68 | 16.6 | 91 | 80 | 17.7 | 81 | 65 | 18.4 | 86 | 73 | 19.6 | 90 | 73 | 17.5 | 82 | 63 |
| 5 | 12.6 | 81 | 55 | 13.8 | 70 | 42 | 12.4 | 76 | 49 | 13.2 | 71 | 45 | 13.3 | 71 | 43 | 14.0 | 76 | 43 | 13.1 | 69 | 46 |
| 6 | 12.2 | 69 | 41 | 14.1 | 72 | 39 | 12.3 | 70 | 36 | 13.5 | 71 | 35 | 14.5 | 78 | 34 | 15.4 | 86 | 61 | 12.7 | 70 | 26 |
| 7 | 11.1 | 71 | 26 | 11.9 | 61 | 20 | 11.2 | 70 | 29 | 12.9 | 67 | 32 | 13.2 | 71 | 24 | 13.0 | 68 | 28 | 12.4 | 66 | 22 |
| 8 | 6.8 | 55 | 27 | 8.5 | 51 | 27 | 7.1 | 58 | 25 | 8.5 | 61 | 25 | 8.8 | 65 | 29 | 8.4 | 59 | 22 | 7.9 | 54 | 22 |
| 9 | 13.3 | 85 | 73 | 15.6 | 76 | 63 | 13.6 | 86 | 72 | 15.6 | 79 | 62 | 15.1 | 82 | 63 | 17.2 | 90 | 74 | 14.3 | 76 | 61 |
| 10 | 20.5 | 97 | 90 | 22.7 | 86 | 78 | 21.1 | 93 | 88 | 22.5 | 88 | 74 | 22.8 | 87 | 73 | 24.6 | 95 | 86 | 22.1 | 87 | 76 |
| 11 | 13.9 | 81 | 50 | 15.1 | 70 | 47 | 13.5 | 74 | 40 | 14.8 | 74 | 60 | 15.7 | 77 | 46 | 16.0 | 77 | 47 | 14.8 | 70 | 44 |
| 12 | 12.9 | 72 | 38 | 14.3 | 71 | 33 | 12.2 | 65 | 34 | 15.3 | 83 | 40 | 15.3 | 79 | 48 | 15.2 | 84 | 36 | 15.1 | 77 | 40 |
| 13 | 15.0 | 96 | 88 | 16.8 | 84 | 72 | 15.3 | 97 | 94 | 17.0 | 86 | 73 | 17.1 | 97 | 89 | 18.6 | 98 | 90 | 16.4 | 90 | 86 |
| 14 | 17.4 | 98 | 95 | 19.7 | 94 | 81 | 17.6 | 98 | 97 | 19.8 | 93 | 84 | 19.5 | 97 | 91 | 20.6 | 99 | 95 | 18.9 | 93 | 86 |
| 15 | 18.4 | 98 | 89 | 20.2 | 87 | 65 | 18.6 | 95 | 80 | 19.9) | 92) | 82) | 20.5 | 90 | 65 | 21.0 | 95 | 76 | 19.6 | 89 | 70 |
| 16 | 13.5 | 73 | 35 | 16.2 | 68 | 43 | 14.3 | 75 | 41 | 16.7 | 81 | 49 | 15.7 | 72 | 37 | 17.1 | 79 | 42 | 15.9 | 71 | 41 |
| 17 | 13.8 | 74 | 44 | 15.8 | 63 | 46 | 14.1 | 73 | 47 | 15.3 | 69 | 46 | 15.4) | 69) | 48) | 17.5 | 77 | 51 | 15.3 | 65 | 51 |
| 18 | 16.6 | 91 | 67 | 18.2 | 77 | 62 | 16.9 | 91 | 70 | 17.7 | 78 | 59 | 17.6 | 79 | 62 | 20.1 | 90 | 74 | 17.2 | 75 | 61 |
| 19 | 16.2 | 96 | 84 | 18.3 | 89 | 78 | 16.6 | 97 | 89 | 17.9 | 89 | 70 | 18.5 | 95 | 79 | 19.8 | 99 | 92 | 17.7 | 88 | 77 |
| 20 | 17.0 | 91 | 65 | 18.6 | 80 | 57 | 17.2 | 89 | 64 | 18.9 | 84 | 61 | 19.0 | 88 | 65 | 20.0 | 90 | 65 | 18.0 | 80 | 59 |
| 21 | 13.7 | 72 | 26 | 15.9 | 66 | 41 | 14.0 | 71 | 32 | 15.9 | 72 | 45 | 14.2 | 66 | 35 | 16.2 | 70 | 44 | 13.9 | 61 | 37 |
| 22 | 13.0 | 79 | 48 | 16.0 | 77 | 51 | 13.6 | 82 | 51 | 16.1 | 82 | 55 | 15.1 | 81 | 52 | 16.6 | 86 | 53 | 14.5 | 75 | 44 |
| 23 | 18.1 | 98 | 90 | 20.7 | 96 | 89 | 18.5 | 95 | 83 | 20.5 | 92 | 78 | 20.3 | 96 | 84 | 21.8 | 99 | 88 | 19.9 | 91 | 75 |
| 24 | 15.8 | 96 | 85 | 18.6 | 89 | 74 | 16.3 | 96 | 85 | 18.1 | 90 | 80 | 17.4 | 91 | 70 | 19.7 | 97 | 83 | 17.3 | 87 | 71 |
| 25 | 14.7 | 89 | 78 | 16.4 | 74 | 66 | 15.1 | 89 | 79 | 16.8 | 78 | 54 | 17.4 | 92 | 75 | 18.8 | 89 | 74 | 16.2 | 80 | 70 |
| 26 | 16.9 | 97 | 83 | 18.6 | 83 | 70 | 16.9 | 96 | 69 | 18.3 | 86 | 62 | 19.4 | 95 | 77 | 20.1 | 97 | 79 | 18.5 | 88 | 75 |
| 27 | 15.5 | 86 | 60 | 17.1 | 78 | 52 | 15.2 | 80 | 54 | 16.9 | 82 | 60 | 16.7 | 80 | 40 | 17.5 | 85 | 56 | 16.0 | 79 | 52 |
| 28 | 15.9 | 83 | 46 | 16.9 | 74 | 35 | 15.1 | 74 | 44 | 16.7 | 78 | 44 | 15.6 | 71 | 30 | 18.1 | 84 | 45 | 15.7 | 71 | 33 |
| 29 | 15.0 | 76 | 29 | 16.3 | 67 | 32 | 13.9 | 67 | 18 | 16.2 | 73 | 38 | 17.3 | 74 | 26 | 16.5 | 72 | 30 | 16.3 | 66 | 27 |
| 30 | 16.0 | 98 | 94 | 18.5 | 91 | 76 | 16.3 | 98 | 94 | 18.4 | 92 | 77 | 18.5 | 97 | 90 | 19.5 | 100 | 100 | 17.8 | 93 | 84 |
| 31 | | | | | | | | | | | | | | | | | | | | | |
| 月極値 | | | 26 | | | 20 | | | 18 | | | 25 | | | 24 | | | 22 | | | 22 |
| 起日 | | | 21 | | | 7 | | | 29 | | | 8 | | | 7 | | | 8 | | | 8 |
| 上旬平均 | 12.8 | 80 | | 14.4 | 72 | | 13.0 | 78 | | 14.3 | 74 | | 14.5 | 78 | | 15.4 | 81 | | 13.8 | 73 | |
| 中旬平均 | 15.5 | 87 | | 17.3 | 78 | | 15.6 | 85 | | 17.3 | 83 | | 17.4 | 84 | | 18.6 | 89 | | 16.9 | 80 | |
| 下旬平均 | 15.5 | 87 | | 17.5 | 80 | | 15.5 | 85 | | 17.4 | 83 | | 17.2 | 84 | | 18.5 | 88 | | 16.6 | 79 | |
| 月平均 | 14.6 | 85 | | 16.4 | 77 | | 14.7 | 83 | | 16.3 | 80 | | 16.4 | 82 | | 17.5 | 86 | | 15.8 | 77 | |

地域気象観測相対湿度月報

鹿児島県 (88) 2026 年 4 月

蒸気圧単位:hPa 相対湿度単位:% 3/5 頁

| 観測所名 | 肝付前田 | | | 枕崎 | | | 指宿 | | | 内之浦 | | | 田代 | | | 種子島 | | | 中種子 | | |
|------|-----------|----------|----------|-----------|----------|----------|-----------|----------|----------|-----------|----------|----------|-----------|----------|----------|-----------|----------|----------|-----------|----------|----------|
| | 平均 蒸気圧 | 平均 湿度 | 最小 湿度 | 平均 蒸気圧 | 平均 湿度 | 最小 湿度 | 平均 蒸気圧 | 平均 湿度 | 最小 湿度 | 平均 蒸気圧 | 平均 湿度 | 最小 湿度 | 平均 蒸気圧 | 平均 湿度 | 最小 湿度 | 平均 蒸気圧 | 平均 湿度 | 最小 湿度 | 平均 蒸気圧 | 平均 湿度 | 最小 湿度 |
| 1 | 15.9 | 99 | 88 | 15.8 | 96 | 78 | 15.7 | 95 | 87 | 15.5 | 93 | 73 | 14.9 | 96 | 87 | 17.2 | 92 | 73 | | | |
| 2 | 11.7 | 72 | 32 | 11.8 | 69 | 43 | 10.9 | 68 | 33 | 10.4 | 61 | 34 | 11.1 | 75 | 42 | 12.2 | 63 | 47 | | | |
| 3 | 13.2 | 75 | 58 | 13.7 | 72 | 46 | 13.7 | 70 | 53 | 12.7 | 68 | 35 | 12.8 | 78 | 59 | 14.3 | 70 | 55 | | | |
| 4 | 19.0 | 87 | 64 | 18.7 | 86 | 74 | 18.1 | 84 | 67 | 18.1 | 81 | 66 | 17.5 | 88 | 71 | 19.6 | 87 | 70 | | | |
| 5 | 14.3 | 75 | 50 | 13.7 | 73 | 52 | 13.4 | 72 | 46 | 13.4 | 71 | 46 | 13.1 | 80 | 54 | 15.3 | 73 | 65 | | | |
| 6 | 14.4 | 78 | 42 | 15.3 | 80 | 45 | 15.0 | 79 | 41 | 13.9 | 76 | 40 | 13.3 | 77 | 39 | 17.3 | 80 | 56 | | | |
| 7 | 13.8 | 75 | 24 | 13.7 | 72 | 43 | 13.0 | 68 | 30 | 13.2 | 69 | 26 | 13.2 | 77 | 32 | 16.3 | 79 | 43 | | | |
| 8 | 9.6 | 69 | 30 | 9.0 | 57 | 28 | 8.8 | 57 | 29 | 9.6 | 70 | 37 | 9.1 | 72 | 36 | 10.5 | 59 | 40 | | | |
| 9 | 15.2 | 84 | 62 | 16.7 | 78 | 61 | 16.0 | 82 | 61 | 15.9 | 83 | 66 | 15.2 | 79 | 67 | 16.8 | 76 | 60 | | | |
| 10 | 24.5 | 90 | 82 | 22.9 | 93 | 81 | 22.9 | 87 | 74 | 22.4 | 79 | 63 | 22.4 | 89 | 73 | 24.5 | 91 | 78 | | | |
| 11 | 15.4 | 72 | 45 | 15.2 | 75 | 57 | 15.8 | 77 | 46 | 15.2 | 72 | 36 | 14.6 | 78 | 49 | 16.6 | 79 | 66 | | | |
| 12 | 15.9 | 82 | 41 | 15.8 | 84 | 55 | 15.3 | 82 | 45 | 15.4 | 81 | 44 | 14.6 | 85 | 36 | 17.3 | 84 | 70 | | | |
| 13 | 17.6 | 100 | 100 | 17.2 | 86 | 79 | 16.9 | 90 | 81 | 17.5 | 96 | 89 | 16.5 | 91 | 83 | 19.3 | 94 | 89 | | | |
| 14 | 19.8 | 100 | 100 | 20.1 | 95 | 86 | 19.5 | 93 | 84 | 19.9 | 98 | 96 | 18.9 | 93 | 83 | 22.1 | 97 | 89 | | | |
| 15 | 21.0 | 93 | 69 | 20.3 | 92 | 76 | 19.9 | 87 | 63 | 20.2 | 87 | 65 | 19.5 | 92 | 79 | 21.7 | 93 | 81 | | | |
| 16 | 17.2 | 78 | 42 | 18.0 | 83 | 62 | 17.1 | 77 | 47 | 16.8 | 79 | 52 | 16.2 | 76 | 48 | 18.5 | 79 | 64 | | | |
| 17 | 15.9 | 68 | 54 | 16.1 | 66 | 55 | 16.6 | 73 | 54 | 15.8 | 67 | 55 | 15.7 | 71 | 58 | 16.8 | 68 | 53 | | | |
| 18 | 18.4 | 79 | 65 | 18.0 | 76 | 67 | 17.8 | 75 | 67 | 18.1 | 81 | 67 | 17.1 | 79 | 71 | 18.6 | 77 | 67 | | | |
| 19 | 19.2 | 99 | 86 | 18.0 | 86 | 72 | 18.2 | 88 | 75 | 18.5 | 93 | 75 | 16.8 | 86 | 73 | 19.2 | 89 | 70 | | | |
| 20 | 19.9 | 90 | 62 | 19.3 | 86 | 66 | 18.6 | 82 | 60 | 19.2 | 85 | 63 | 18.3 | 87 | 67 | 20.6 | 89 | 73 | | | |
| 21 | 15.1 | 66 | 28 | 16.5 | 74 | 51 | 15.9 | 70 | 50 | 15.0 | 68 | 41 | 15.7 | 76 | 49 | 16.4 | 71 | 40 | | | |
| 22 | 16.2 | 87 | 55 | 16.3 | 81 | 55 | 15.9 | 81 | 54 | 16.2 | 84 | 58 | 15.6 | 85 | 57 | 18.8 | 87 | 62 | | | |
| 23 | 21.0 | 97 | 85 | 21.3 | 95 | 85 | 20.7 | 92 | 79 | 20.5 | 90 | 72 | 20.5 | 93 | 84 | 22.9 | 91 | 82 | | | |
| 24 | 18.6 | 93 | 78 | 18.2 | 92 | 81 | 18.0 | 87 | 76 | 17.9 | 90 | 73 | 17.1 | 88 | 75 | 18.9 | 88 | 83 | | | |
| 25 | 18.2 | 95 | 80 | 17.3 | 79 | 58 | 16.8 | 80 | 69 | 17.4 | 86 | 68 | 16.8 | 87 | 64 | 18.9 | 89 | 84 | | | |
| 26 | 20.0 | 98 | 83 | 18.8 | 87 | 70 | 18.7 | 87 | 68 | 19.5 | 92 | 66 | 18.2 | 90 | 74 | 20.5 | 88 | 66 | | | |
| 27 | 17.0 | 80 | 50 | 17.7 | 82 | 56 | 16.6 | 81 | 53 | 16.1 | 75 | 46 | 15.5 | 85 | 55 | 18.8 | 80 | 67 | | | |
| 28 | 16.7 | 74 | 31 | 16.9 | 78 | 41 | 17.3 | 78 | 50 | 14.9 | 69 | 23 | 15.6 | 82 | 45 | 18.7 | 73 | 46 | | | |
| 29 | 16.5 | 66 | 19 | 15.8 | 70 | 29 | 15.9 | 66 | 30 | 18.3 | 71 | 23 | 15.0 | 67 | 19 | 18.2 | 71 | 46 | | | |
| 30 | 18.8 | 100 | 100 | 19.1 | 94 | 82 | 18.5 | 94 | 82 | 19.0 | 95 | 85 | 18.2 | 94 | 76 | 20.7 | 96 | 75 | | | |
| 31 | | | | | | | | | | | | | | | | | | | | | |
| 月極値 | | | 19 | | | 28 | | | 29 | | | 23 | | | 19 | | | 40 | | | |
| 起日 | | | 29 | | | 8 | | | 8 | | | 29 | | | 29 | | | 21 | | | |
| 上旬平均 | 15.2 | 80 | | 15.1 | 78 | | 14.8 | 76 | | 14.5 | 75 | | 14.3 | 81 | | 16.4 | 77 | | | | |
| 中旬平均 | 18.0 | 86 | | 17.8 | 83 | | 17.6 | 82 | | 17.7 | 84 | | 16.8 | 84 | | 19.1 | 85 | | | | |
| 下旬平均 | 17.8 | 86 | | 17.8 | 83 | | 17.4 | 82 | | 17.5 | 82 | | 16.8 | 85 | | 19.3 | 83 | | | | |
| 月平均 | 17.0 | 84 | | 16.9 | 81 | | 16.6 | 80 | | 16.6 | 80 | | 16.0 | 83 | | 18.3 | 82 | | | | |

地域気象観測相対湿度月報

鹿児島県 (88) 2026 年 4 月
 蒸気圧単位:hPa 相対湿度単位:% 4/5 頁

| 観測所名 | 上中 | | | 屋久島 | | | 尾之間 | | | 中之島 | | | 笠利 | | | 名瀬 | | | 喜界島 | | |
|------|-----------|----------|----------|-----------|----------|----------|-----------|----------|----------|-----------|----------|----------|-----------|----------|----------|-----------|----------|----------|-----------|----------|----------|
| | 平均 蒸気圧 | 平均 湿度 | 最小 湿度 | 平均 蒸気圧 | 平均 湿度 | 最小 湿度 | 平均 蒸気圧 | 平均 湿度 | 最小 湿度 | 平均 蒸気圧 | 平均 湿度 | 最小 湿度 | 平均 蒸気圧 | 平均 湿度 | 最小 湿度 | 平均 蒸気圧 | 平均 湿度 | 最小 湿度 | 平均 蒸気圧 | 平均 湿度 | 最小 湿度 |
| 1 | 16.8 | 94 | 75 | 16.9 | 91 | 73 | 17.8 | 87 | 60 | 17.5 | 91 | 68 | | | | 21.1 | 82 | 70 | | | |
| 2 | 11.6 | 64 | 51 | 12.1 | 63 | 49 | 11.7 | 58 | 42 | 11.9 | 68 | 48 | | | | 14.2 | 64 | 52 | | | |
| 3 | 13.6 | 70 | 58 | 13.7 | 65 | 49 | 12.9 | 60 | 34 | 13.2 | 69 | 54 | | | | 14.7 | 69 | 53 | | | |
| 4 | 18.9 | 89 | 74 | 19.5 | 85 | 68 | 19.0 | 83 | 64 | 18.7 | 89 | 72 | | | | 20.5 | 83 | 70 | | | |
| 5 | 14.5 | 74 | 61 | 14.3 | 68 | 39 | 14.8 | 71 | 58 | 14.3 | 76 | 50 | | | | 17.4 | 81 | 46 | | | |
| 6 | 16.6 | 78 | 50 | 15.4 | 71 | 29 | 14.4 | 63 | 19 | 17.5 | 84 | 57 | | | | 20.2 | 82 | 68 | | | |
| 7 | 15.3 | 80 | 51 | 14.5 | 71 | 26 | 16.4 | 74 | 39 | 15.0 | 75 | 42 | | | | 18.3 | 71 | 46 | | | |
| 8 | 10.9 | 65 | 47 | 10.8 | 57 | 40 | 10.6 | 56 | 41 | 11.7 | 65 | 50 | | | | 14.0 | 61 | 47 | | | |
| 9 | 16.5 | 79 | 60 | 17.4 | 75 | 59 | 17.2 | 75 | 60 | 18.6 | 81 | 69 | | | | 20.4 | 79 | 66 | | | |
| 10 | 23.6 | 96 | 93 | 24.8 | 88 | 52 | 24.3 | 89 | 58 | 24.2 | 96 | 92 | | | | 24.7 | 80 | 59 | | | |
| 11 | 15.6 | 79 | 62 | 16.0 | 75 | 55 | 17.7 | 77 | 53 | 16.1 | 80 | 58 | | | | 20.1 | 78 | 63 | | | |
| 12 | 15.7 | 81 | 35 | 15.3 | 73 | 42 | 12.4 | 53 | 21 | 17.2 | 83 | 65 | | | | 20.7 | 80 | 49 | | | |
| 13 | 19.0 | 98 | 87 | 19.7 | 94 | 83 | 18.9 | 88 | 66 | 21.1 | 98 | 95 | | | | 24.7 | 81 | 62 | | | |
| 14 | 21.2 | 99 | 97 | 21.8 | 95 | 89 | 21.0 | 91 | 81 | 23.0 | 94 | 90 | | | | 24.2 | 77 | 59 | | | |
| 15 | 20.4 | 92 | 78 | 21.2 | 89 | 71 | 21.2 | 86 | 69 | 20.6 | 87 | 74 | | | | 23.9 | 85 | 69 | | | |
| 16 | 18.2 | 85 | 70 | 18.6 | 81 | 66 | 17.3 | 71 | 56 | 18.5 | 84 | 75 | | | | 19.3 | 69 | 54 | | | |
| 17 | 16.2 | 72 | 58 | 16.9 | 69 | 56 | 16.3 | 66 | 54 | 16.9 | 71 | 61 | | | | 19.3 | 71 | 59 | | | |
| 18 | 18.2 | 84 | 72 | 19.3 | 80 | 69 | 18.4 | 78 | 65 | 18.8 | 82 | 66 | | | | 21.5 | 84 | 74 | | | |
| 19 | 18.9 | 96 | 78 | 19.9 | 92 | 73 | 18.9 | 90 | 71 | 19.9 | 94 | 84 | | | | 21.5 | 87 | 70 | | | |
| 20 | 19.3 | 86 | 64 | 19.9 | 86 | 71 | 18.9 | 79 | 58 | 16.8 | 75 | 57 | | | | 17.4 | 71 | 54 | | | |
| 21 | 16.1 | 74 | 51 | 16.6 | 70 | 44 | 15.8 | 64 | 41 | 16.5 | 72 | 44 | | | | 19.0 | 72 | 55 | | | |
| 22 | 19.3 | 91 | 74 | 20.2 | 87 | 70 | 19.4 | 82 | 37 | 19.8 | 86 | 66 | | | | 20.0 | 74 | 48 | | | |
| 23 | 21.9 | 91 | 75 | 22.1 | 82 | 52 | 21.7 | 81 | 63 | 22.3 | 93 | 76 | | | | 23.0 | 79 | 69 | | | |
| 24 | 18.3 | 92 | 82 | 18.7 | 85 | 80 | 18.6 | 79 | 64 | 17.7 | 82 | 69 | | | | 21.2 | 85 | 75 | | | |
| 25 | 18.5 | 93 | 87 | 19.1 | 88 | 77 | 18.0 | 77 | 61 | 18.8 | 89 | 81 | | | | 17.8 | 73 | 53 | | | |
| 26 | 19.9 | 91 | 75 | 20.2 | 87 | 74 | 18.5 | 78 | 51 | 19.2 | 84 | 65 | | | | 18.4 | 83 | 60 | | | |
| 27 | 17.5 | 79 | 62 | 17.5 | 75 | 59 | 16.7 | 66 | 56 | 16.9 | 77 | 52 | | | | 17.6 | 75 | 53 | | | |
| 28 | 17.1 | 74 | 55 | 17.1 | 74 | 55 | 16.1 | 64 | 51 | 16.7 | 75 | 49 | | | | 17.3 | 72 | 51 | | | |
| 29 | 17.2 | 72 | 34 | 17.2 | 72 | 45 | 17.8 | 67 | 61 | 17.9 | 78 | 57 | | | | 17.7 | 68 | 53 | | | |
| 30 | 20.9 | 96 | 75 | 21.0 | 94 | 72 | 21.6 | 88 | 63 | 21.7 | 93 | 73 | | | | 23.3 | 83 | 59 | | | |
| 31 | | | | | | | | | | | | | | | | | | | | | |
| 月極値 | | | 34 | | | 26 | | | 19 | | | 42 | | | | | | 46 | | | |
| 起日 | | | 29 | | | 7 | | | 6 | | | 7 | | | | | | 7 | | | |
| 上旬平均 | 15.8 | 79 | | 15.9 | 73 | | 15.9 | 72 | | 16.3 | 79 | | | | | 18.6 | 75 | | | | |
| 中旬平均 | 18.3 | 87 | | 18.9 | 83 | | 18.1 | 78 | | 18.9 | 85 | | | | | 21.3 | 78 | | | | |
| 下旬平均 | 18.7 | 85 | | 19.0 | 81 | | 18.4 | 75 | | 18.8 | 83 | | | | | 19.5 | 76 | | | | |
| 月平均 | 17.6 | 84 | | 17.9 | 79 | | 17.5 | 75 | | 18.0 | 82 | | | | | 19.8 | 77 | | | | |

地域気象観測相対湿度月報

鹿児島県 (88) 2026 年 4 月
 蒸気圧単位:hPa 相対湿度単位:% 5/5 頁

| 観測所名 日付 | 古仁屋 | | | 天城 | | | 伊仙 | | | 沖永良部 | | | 与論島 | | |
|------------|-----------|----------|----------|-----------|----------|----------|-----------|----------|----------|-----------|----------|----------|-----------|----------|----------|
| | 平均 蒸気圧 | 平均 湿度 | 最小 湿度 | 平均 蒸気圧 | 平均 湿度 | 最小 湿度 | 平均 蒸気圧 | 平均 湿度 | 最小 湿度 | 平均 蒸気圧 | 平均 湿度 | 最小 湿度 | 平均 蒸気圧 | 平均 湿度 | 最小 湿度 |
| 1 | 22.3 | 88 | 77 | | | | 22.2 | 90 | 80 | 22.6 | 90 | 79 | | | |
| 2 | 14.9 | 69 | 47 | | | | 14.9 | 69 | 51 | 15.4 | 66 | 58 | | | |
| 3 | 15.5 | 70 | 56 | | | | 15.7 | 68 | 59 | 16.8 | 71 | 61 | | | |
| 4 | 21.6 | 89 | 74 | | | | 21.5 | 91 | 75 | 22.1 | 91 | 78 | | | |
| 5 | 19.2 | 88 | 71 | | | | 18.8 | 86 | 73 | 19.1 | 83 | 65 | | | |
| 6 | 22.1 | 88 | 72 | | | | 22.7 | 90 | 82 | 23.8 | 91 | 84 | | | |
| 7 | 19.4 | 75 | 45 | | | | 20.3 | 80 | 55 | 21.3 | 81 | 53 | | | |
| 8 | 15.1 | 66 | 51 | | | | 15.6 | 67 | 56 | 16.8 | 69 | 58 | | | |
| 9 | 21.7 | 83 | 65 | | | | 22.2 | 84 | 73 | 23.2 | 85 | 75 | | | |
| 10 | 26.5 | 89 | 74 | | | | 26.9 | 90 | 79 | 27.5 | 90 | 76 | | | |
| 11 | 22.1 | 80 | 65 | | | | 22.6 | 83 | 71 | 23.5 | 86 | 74 | | | |
| 12 | 22.4 | 83 | 63 | | | | 24.4 | 88 | 79 | 26.1 | 91 | 84 | | | |
| 13 | 26.3 | 88 | 79 | | | | 27.1 | 90 | 77 | 27.6 | 90 | 69 | | | |
| 14 | 26.7 | 90 | 76 | | | | 27.3 | 90 | 77 | 27.6 | 91 | 73 | | | |
| 15 | 24.8 | 87 | 77 | | | | 24.8 | 87 | 70 | 25.4 | 87 | 74 | | | |
| 16 | 20.4 | 74 | 58 | | | | 19.7 | 74 | 52 | 21.1 | 74 | 63 | | | |
| 17 | 20.4 | 74 | 63 | | | | 20.9 | 74 | 64 | 22.4 | 78 | 67 | | | |
| 18 | 22.8 | 89 | 77 | | | | 23.6 | 90 | 79 | 24.9 | 92 | 86 | | | |
| 19 | 22.3 | 83 | 70 | | | | 21.4 | 81 | 66 | 21.9 | 82 | 70 | | | |
| 20 | 18.1 | 70 | 56 | | | | 17.9 | 71 | 56 | 18.6 | 71 | 59 | | | |
| 21 | 20.4 | 78 | 59 | | | | 19.9 | 75 | 57 | 20.9 | 76 | 64 | | | |
| 22 | 21.9 | 78 | 67 | | | | 21.2 | 75 | 62 | 21.9 | 76 | 63 | | | |
| 23 | 24.8 | 87 | 80 | | | | 24.8 | 92 | 80 | 25.5 | 92 | 82 | | | |
| 24 | 21.9 | 88 | 79 | | | | 21.2 | 87 | 70 | 21.4 | 85 | 74 | | | |
| 25 | 18.9 | 76 | 55 | | | | 18.6 | 76 | 62 | 19.0 | 75 | 61 | | | |
| 26 | 19.3 | 84 | 62 | | | | 18.7 | 84 | 64 | 19.0 | 82 | 63 | | | |
| 27 | 17.8 | 75 | 56 | | | | 16.2 | 72 | 52 | 16.0 | 68 | 58 | | | |
| 28 | 18.1 | 74 | 55 | | | | 16.1 | 68 | 49 | 16.7 | 71 | 58 | | | |
| 29 | 19.1 | 74 | 60 | | | | 18.2 | 73 | 59 | 19.4 | 75 | 63 | | | |
| 30 | 25.2 | 90 | 72 | | | | 25.6 | 93 | 88 | 26.2 | 94 | 87 | | | |
| 31 | | | | | | | | | | | | | | | |
| 月極値 | | | 45 | | | | | | 49 | | | 53 | | | |
| 起日 | | | 7 | | | | | | 28 | | | 7 | | | |
| 上旬平均 | 19.8 | 81 | | | | | 20.1 | 82 | | 20.9 | 82 | | | | |
| 中旬平均 | 22.6 | 82 | | | | | 23.0 | 83 | | 23.9 | 84 | | | | |
| 下旬平均 | 20.7 | 80 | | | | | 20.1 | 80 | | 20.6 | 79 | | | | |
| 月平均 | 21.1 | 81 | | | | | 21.0 | 81 | | 21.8 | 82 | | | | |

観測値の横にある)は準正常値、]は資料不足値を示す。×は欠測、//は平年値がないことを示す。気象月表・月報で、「@」のついた値は参考値である。平年差や平年比に使用できない。

月の極値(統計期間 10 年以上の観測所)

| 要素名 | 地点名 | 値 | 起日 | これまでの極値 | 統計開始年 |
|-----------------|-----|----------|-------|-----------------------|-------|
| 日最大瞬間風速・風向(m/s) | 中之島 | 南西 27.2 | 4月4日 | 東北東 24.1 (2024年4月9日) | 2009年 |
| 日最大風速・風向(m/s) | 古仁屋 | 南南東 12.3 | 4月4日 | 西北西 12.3 (2020年4月13日) | 1977年 |
| 日最大風速・風向(m/s) | 伊仙 | 西南西 11.7 | 4月7日 | 西南西 11.7 (2023年4月19日) | 1977年 |
| 日最大瞬間風速・風向(m/s) | 伊仙 | 南 22.3 | 4月7日 | 西南西 22.1 (2023年4月19日) | 2009年 |
| 日最高気温の高い方から(℃) | 屋久島 | 30.7 | 4月10日 | 29.8 (1969年4月25日) | 1938年 |
| 日最大10分間降水量(mm) | 古仁屋 | 17.5 | 4月7日 | 16.0 (2018年4月12日) | 2009年 |
| 日最大10分間降水量(mm) | 中之島 | 21.5 | 4月23日 | 21.5 (2012年4月25日) | 2009年 |
| 日最大1時間降水量(mm) | 中之島 | 79.0 | 4月23日 | 66.0 (2012年4月25日) | 2003年 |

参考資料

気象庁ホームページに掲載している各種観測データ等は以下を参照してください。

【天候の状況】

全国地図形式 低温・少雨・日照不足などの状況を、全国各地の気温・降水量・日照時間の 5 日以上の平均（合計）値やその平年差・平年比で見ることができます。 ※データは、毎日更新されます。

<https://www.data.jma.go.jp/stats/data/mdrr/tenkou/indexTenkou.html>

【期間平均データ一覧表】

県内各観測地点の前日までの平均気温、降水量、日照時間の前 5 日間から前 120 日間までの 8 期間ごとに、それぞれ平均（平年差）、合計（平年比）を表形式で表示しています。

- ・【期間平均気温一覧表】
鹿児島県 <https://www.data.jma.go.jp/stats/data/mdrr/tenkou/alltable/tem00.html#a88>
- ・【期間合計降水量一覧表】
鹿児島県 <https://www.data.jma.go.jp/stats/data/mdrr/tenkou/alltable/pre00.html#a88>
- ・【期間合計日照時間一覧表】
鹿児島県 <https://www.data.jma.go.jp/stats/data/mdrr/tenkou/alltable/sun00.html#a88>

【過去の地域平均気象データ検索】

過去の地域平均平年差（比）気象データを検索できます。

地域平均平年差（比）は天候監視のための指標で、各気象官署の平年差（比）を計算し、これを 地域内に含まれる気象官署で平均した値を示します。

- ・地域と年月を選択して、表示するデータの種類を選択して下さい。
- ・地域は、「九州南部」または「九州南部・奄美地方」、「奄美地方」を選択してください。
(九州南部の 2024 年旬毎の例)

https://www.data.jma.go.jp/cpd/cgi-bin/view/hist.php?reg_no=33&year=2024&month=0&kind=3